

MOBILIS

Mobilis Co., Ltd.
Hotline: 0909 471 883

Showroom 1: 20 Trần Hòa, quận 5, TP HCM
Showroom 2: 1918 Phạm Thế Hiển, phường 6 quận 8, TP HCM
<http://www.mobilis.vn>
Email: sales@mobilis.vn - mobilis.vn@gmail.com



Website



Fanpage

MOBILIS
L I G H T I N G

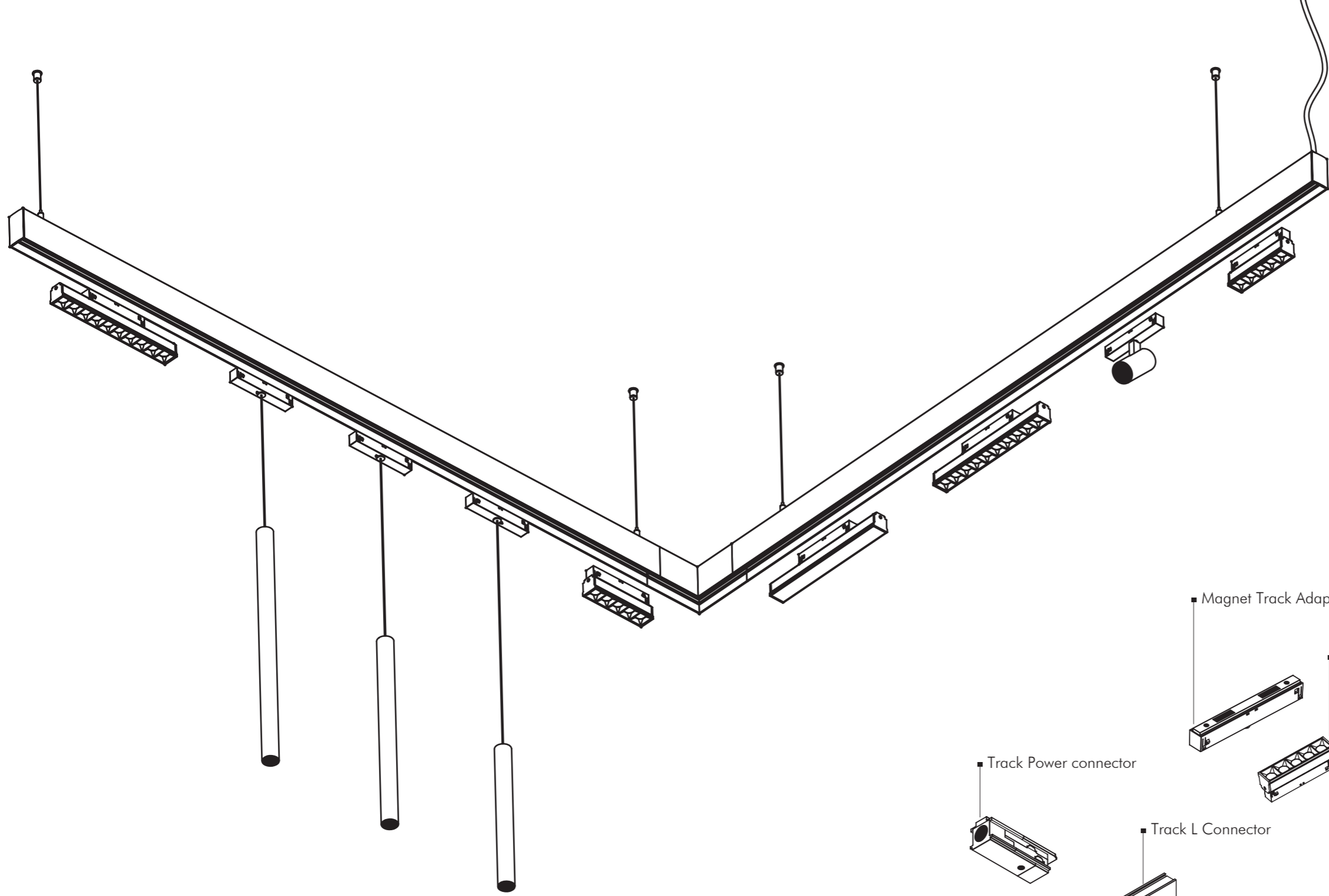




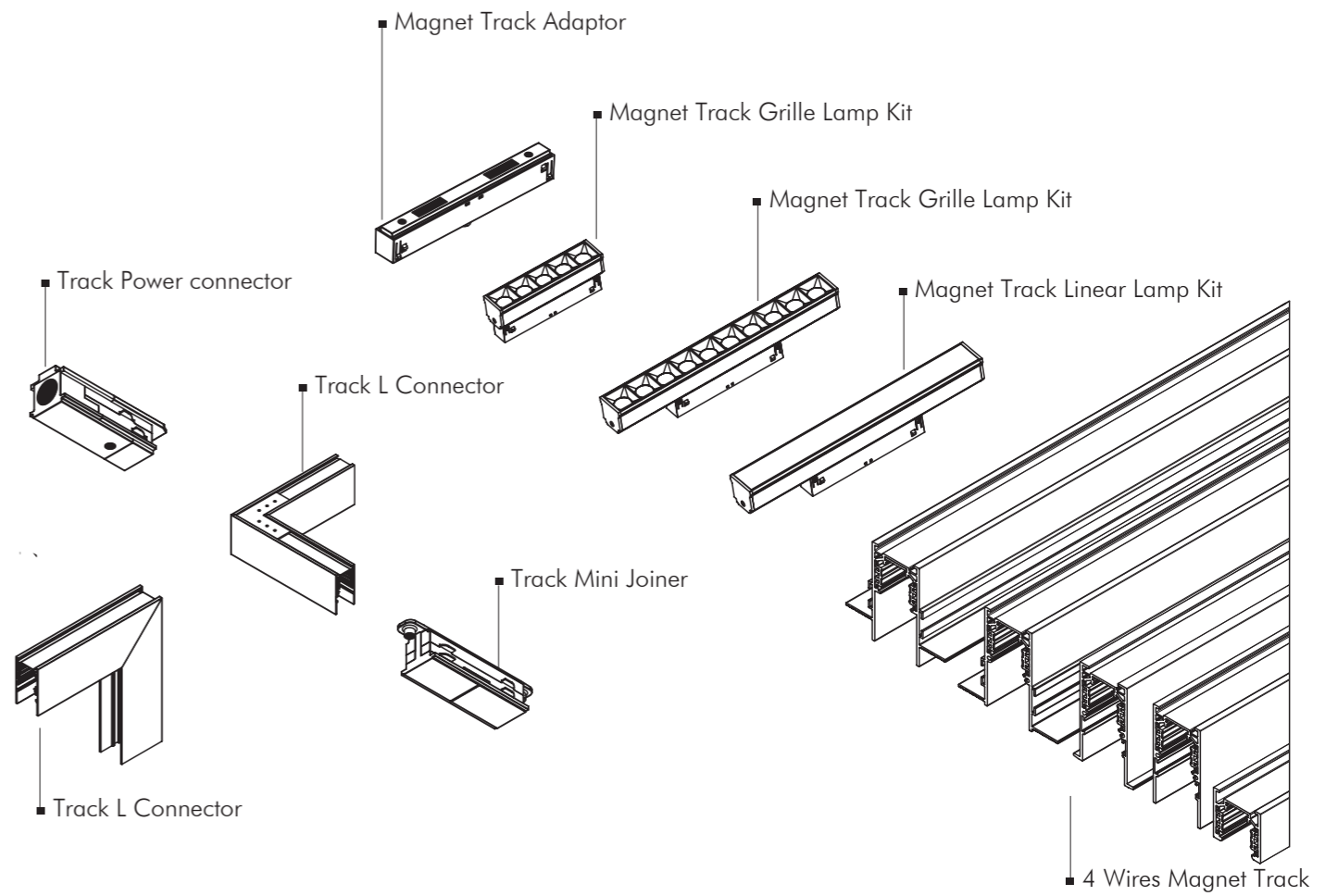
Mobilis Lighting cung cấp cho bạn các giải pháp chuyên nghiệp cho các ứng dụng hệ thống chiếu sáng từ tính và hệ thống chiếu sáng đèn led.



➤➤➤ Magnetic Track Lighting - Lighting Tracks - Connectors - Housings - Adaptors Professional Solutions For Magnetic Track Lighting & LED Track Lighting System Applications




LED MAGNETIC TRACK
LIGHTING SYSTEMS





Magnetic Track Lighting System

09-20



Two-Wire Lighting Track Series

23-28



Three-Wire Lighting Track Series

29-30



Four-Wire Lighting Track Series

31-34



Embedded Track Series

35-40



Showcase & Low Voltage Lighting Track Series

41-42



Adaptors & Driver Boxes

43-47



Light Fittings

48-68



220V SMART MAGNETIC TRACK
LIGHTING SYSTEM



Hệ thống chiếu sáng từ tính/ Magnetic Track Lighting System

Đèn chiếu sáng từ tính là một loại chiếu sáng mới với hệ thống vận hành thông minh, kết hợp đa dạng các loại thiết bị chiếu sáng bao gồm đèn chiếu (floodlights), đèn pha (spotlights), đèn chiếu tường (wall washers). Hệ thống này có thiết kế từ tính độc đáo với kết nối chắc chắn, làm cho dải dẫn điện trên đường dẫn tiếp xúc với dải dẫn điện trên thiết bị chiếu sáng để cung cấp điện. Ngoài ra, Hệ thống Magnetic Lighting có kèm theo chốt gài màu đỏ nổi bật, giúp lắp đặt nhanh chóng và cố định sản phẩm tốt hơn. Các thành phần chiếu sáng có thể kết hợp với các hệ thống mạng không dây để bật và tắt. Không những thế, nó còn có thể dễ dàng điều chỉnh độ sáng và CCT, giúp cải thiện hiệu quả và thông minh cho các ứng dụng và quản lý chiếu sáng dân dụng và thương mại.

Magnetic track lighting is a new type of lighting with intelligent management system, it combines a variety of lighting fixtures that include floodlights, spotlights, wall washers. This system has a unique magnetic design, which makes the conductive strip on the track contact with the conductive strip on the lighting fixtures to supply power with firmly connection. In addition, this 'Magnetic track lighting system comes with a red clasp to reinforce the installation and ensure the fixtures no to be loosened. Lighting components can be combined with wireless and network systems to turn it on and Off, not noly that, it also can easily adjust the luminosity and CCT, help improve efficieny and intelligence for residential and commercial lighting applications and managements.



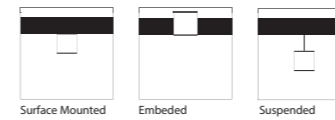


35mm

LED SMART MAGNETIC TRACK LIGHTING SYSTEMS



Installation



1M High Voltage Four Wire Magnetic Track Bar

Model no	XYZ35GD1
Power	Thickness: 2.6mm, Weight: 2kg/M
Finish	Black
Size	1000*40*76mm
Lens	GR OPTICS

2M High Voltage Four Wire Magnetic Track Bar

Model no	XYZ35GD2
Power	Thickness: 2.6mm, Weight: 2kg/M
Finish	Black
Size	2000*39*76mm
Lens	GR OPTICS

3M High Voltage Four Wire Magnetic Track Bar

Model no	XYZ35GD3
Power	Thickness: 2.6mm, Weight: 2kg/M
Finish	Black
Size	3000*39*76mm
Lens	GR OPTICS




Connector

Model No	XYZ35-I
Size	L57*W30*H35mm
Finish	Black / White



L Ceiling Joiner

Model No	XYZ35-L
Size	L55*W55*H57mm
Finish	Black / White



7 Wall Joiner

Model No	XYZ35-7
Size	L55*W55*H57mm
Finish	Black



Power Head

Model No	XYZ35-D
Size	L45*W36*H57mm
Finish	Black / White



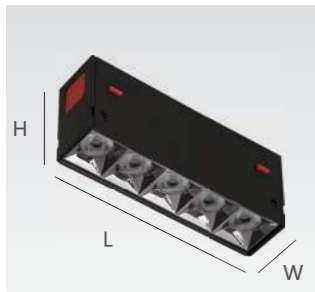
Embedded Part

Model No	XYZ35-M
Size	L47.5*W36.5*H69mm
Finish	Black / White



Hanging Part

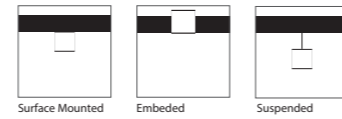
Model No	XYZ35-D
Size	/
Finish	Black / White



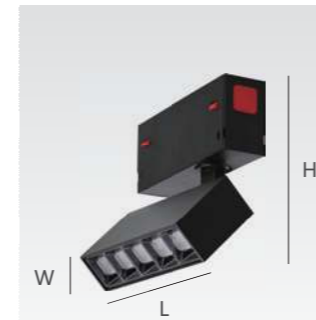
Grille Linear Magnetic Track light

Lamp: Osram
 Lens: GR OPTICS
 CRI: Ra>90
 Voltage: 90-265V
 CCT: 3000K/4000K/6000K

Installation



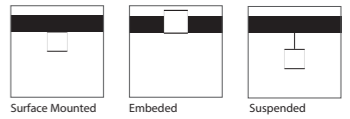
Model No	XYZ3508S	Model No	XYZ3516S	Model No	XYZ3524S
Power	8W Dimmable	Power	16W Dimmable	Power	24W Dimmable
Finish	Black	Finish	Black	Finish	Black
Size	L138*W34*H58mm	Size	L270*W34*H58mm	Size	L402*W34*H58mm
Beam Angle	24°	Beam Angle	24°	Beam Angle	24°



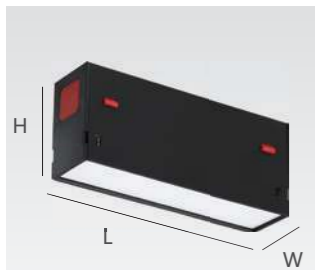
Surface mounted Grille Magnetic Track light

Lamp: Osram
 Lens: GR OPTICS
 CRI: Ra>90
 Voltage: 90-265V
 CCT: 3000K/4000K/6000K

Installation



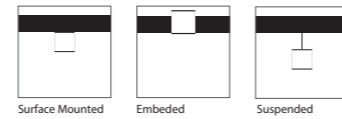
Model No	XYZ3508Z	Model No	XYZ3516Z
Power	8W Dimmable	Power	16W Dimmable
Finish	Black	Finish	Black
Size	L138*W34*H150mm	Size	L270*W34*H150mm
Beam Angle	15° 24° 36°	Beam Angle	15° 24° 36°



Flood Light Linear Magnetic Track light

Lamp: Osram
 Lens: GR OPTICS
 CRI: Ra>90
 Voltage: 90-265V
 CCT: 3000K-6000K

Installation



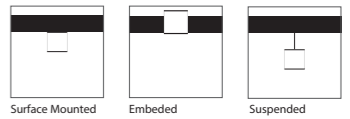
Model No	XYZ3510F	Model No	XYZ3520F	Model No	XYZ3530F
Power	10W Dimmable	Power	20W Dimmable	Power	30W Dimmable
Finish	Black	Finish	Black	Finish	Black
Size	L138*W34*H58mm	Size	L270*W34*H58mm	Size	L402*W34*H58mm
Beam Angle	120°	Beam Angle	120°	Beam Angle	120°



Surface mounted Magnetic Spotlight

Lamp: CREE
 Lens: GR OPTICS
 CRI: Ra>90
 Voltage: 90-265V
 CCT: 3000K/4000K/6000K

Installation



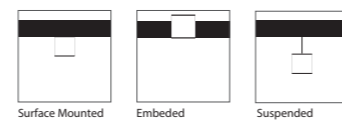
Model No	XYZ3512DG1	Model No	XYZ3520DG1	Model No	XYZ3530DG1
Power	12W Dimmable	Power	20W Dimmable	Power	30W Dimmable
Finish	Black	Finish	Black	Finish	Black
Size	Ø60*L100mm	Size	Ø60*L140mm	Size	Ø60*L170mm
Beam Angle	15° 24° 36°	Beam Angle	15° 24° 36°	Beam Angle	15° 24° 36°



Wall washer Magnetic Track light

Lamp: Osram
 Lens: GR OPTICS
 CRI: Ra>90
 Voltage: 90-265V
 CCT: 3000K/4000K/6000K

Installation



Model No	XYZ3508P	Model No	XYZ3516P	Model No	XYZ3524P
Power	8W Dimmable	Power	16W Dimmable	Power	24W Dimmable
Finish	Black	Finish	Black	Finish	Black
Size	L138*W34*H58mm	Size	L270*W34*H58mm	Size	L402*W34*H58mm
Beam Angle	/	Beam Angle	/	Beam Angle	/

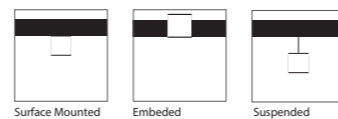
SH Series Magnetic Pendant light



Lamp: CREE
 Lens: GR OPTICS
 CRI: Ra>90
 Voltage: 90-265V
 CCT: 3000K/4000K/6000K

Model No XYZ3512DX
 Power 12W Dimmable
 Finish Black
 Size Ø60*L100mm
 Beam Angle 15° 24° 36°

Installation



Pastable Smart Switch

Model No XYZ35-86WY
 Size L86*H86mm
 Finish White



86 type scenario setting switch

Model No XYZ35-86S
 Size L86*H86mm
 Finish White



12 circuits remote control

Model No XYZ35-12C
 Size H142*L42*W13mm
 Finish Black



Dual Channel Switch


Model No XYZ35-DG
 Size H60*L60*W15mm
 Finish White





25mm HỆ THỐNG CHIẾU SÁNG TỪ TÍNH ĐÈN LED THÔNG MINH

LED SMART MAGNETIC TRACK LIGHTING SYSTEMS



安装 Installation



1M high voltage Four wire magnetic track bar

Model no	XYZ25GD1
Power	Thickness: 2.5mm, Weight:1.2kg/M
Finish	Black/White
Size	L1000*W30.5*H56.5mm
Lens	GR OPTICS

1.5M high voltage Four wire magnetic track bar

Model no	XYZ25GD1.5
Power	Thickness: 2.5mm, Weight:1.2kg/M
Finish	Black/White
Size	L1500*W30.5*H56.5mm
Lens	GR OPTICS

2M high voltage Four wire magnetic track bar

Model no	XYZ25GD2
Power	Thickness: 2.5mm, Weight:2kg/M
Finish	Black/White
Size	L2000*W30.5*H56.5mm
Lens	GR OPTICS

3M high voltage Four wire magnetic track bar

Model no	XYZ25GD3
Power	Thickness: 2.5mm, Weight:2kg/M
Finish	Black/White
Size	L3000*W30.5*H56.5mm
Lens	GR OPTICS




I connector

Model No	XYZ25-I
Size	W25*L45*H20mm
Finish	Black / White



L Ceiling Joiner

Model No	XYZ25-L
Size	W25*L45*H20*2 Total L20mm
Finish	Black / White



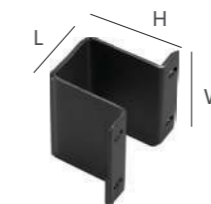
L connector

Model No	XYZ25-LA
Size	W78*L78*H57 mm
Finish	Black / White



Power head

Model No	XYZ25-X
Size	W25*L45*H20 mm Cable: 35cm
Finish	Black / White



Embedded Part

Model No	XYZ25-M
Size	L47.5*W36.5*H69mm
Finish	Black / White




Hanging part

Model No	XYZ25-D
Size	/
Finish	Black / White

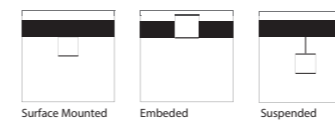


25mm

LED SMART MAGNETIC TRACK LIGHTING SYSTEMS



Installation



1M high voltage Four wire magnetic track bar

Model no	XYZ25GD1
Power	Thickness: 2.5mm, Weight:1.2kg/M
Finish	Black/White
Size	L1000*W30.5*H56.5mm
Lens	GR OPTICS

1.5M high voltage Four wire magnetic track bar


Model no	XYZ25GD1.5
Power	Thickness: 2.5mm, Weight:1.2kg/M
Finish	Black/White
Size	L1500*W30.5*H56.5mm
Lens	GR OPTICS

2M high voltage Four wire magnetic track bar

Model no	XYZ25GD2
Power	Thickness: 2.5mm, Weight:2kg/M
Finish	Black/White
Size	L2000*W30.5*H56.5mm
Lens	GR OPTICS

3M high voltage Four wire magnetic track bar

Model no	XYZ25GD3
Power	Thickness: 2.5mm, Weight:2kg/M
Finish	Black/White
Size	L3000*W30.5*H56.5mm
Lens	GR OPTICS




I connector

Model No	XYZ25-I
Size	W25*L45*H20mm
Finish	Black / White



L Ceiling Joiner

Model No	XYZ25-L
Size	W25*L45*H20*2 Total L20mm
Finish	Black / White



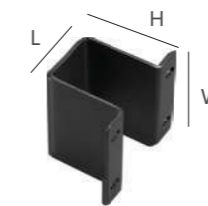
L connector

Model No	XYZ25-LA
Size	W78*L78*H57 mm
Finish	Black / White



Power head

Model No	XYZ25-X
Size	W25*L45*H20 mm Cable: 35cm
Finish	Black / White



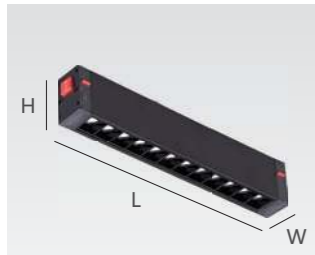
Embedded Part

Model No	XYZ25-M
Size	L47.5*W36.5*H69mm
Finish	Black / White



Hanging part

Model No	XYZ25-D
Size	/
Finish	Black / White

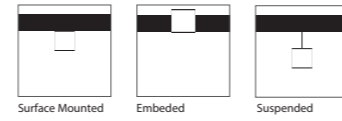


Grille Linear Magnetic Track light

Lamp: Osram
 Lens: GR OPTICS
 CRI: Ra>90
 Voltage: 90-265V
 CCT: 2700K-6000K
 Dimmable: 3 Color Changeable and Dimmable

Model No	XYZ2509S	Model No	XYZ2518S
Power	9W Dimmable	Power	18W Dimmable
Finish	Black / White	Finish	Black / White
Size	L220*W25*H41mm	Size	L410*W25*H41mm
Beam Angle	24°	Beam Angle	24°

Installation

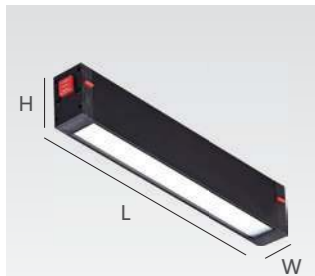

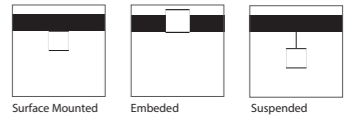


Zoomable track light

Lamp: Bridgelux
 Lens: GR OPTICS
 CRI: Ra>90
 Voltage: 90-265V
 CCT: 2700K-6000K
 Dimmable: 3 Color Changeable and Dimmable

Model No	XYZ2507DG1
Power	7W Dimmable
Finish	Black
Size	Ø40*L90mm
Beam Angle	15° 24° 38°

Installation

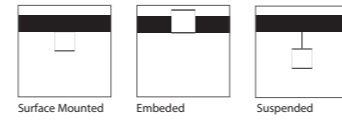


Flood Light Linear Magnetic Track light

Lamp: Osram
 Lens: GR OPTICS
 CRI: Ra>90
 Voltage: 90-265V
 CCT: 2700K-6000K
 Dimmable: 3 Color Changeable and Dimmable

Model No	XYZ2509F	Model No	XYZ2518F	Model No	XYZ2527F
Power	9W Dimmable	Power	18W Dimmable	Power	27W Dimmable
Finish	Black / White	Finish	Black / White	Finish	Black / White
Size	L220*W25*H41mm	Size	L410*W25*H41mm	Size	L600*W25*H41mm
Beam Angle	120°	Beam Angle	120°	Beam Angle	120°

Installation

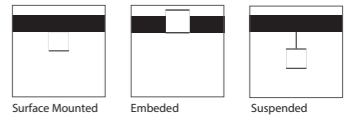


SH Series Magnetic Pendant light

Lamp: Bridgelux
 Lens: GR OPTICS
 CRI: Ra>90
 Voltage: 90-265V
 CCT: 2700K-6000K
 Dimmable: 3 Color Changeable and Dimmable

Model No	XYZ2512DX
Power	10W Dimmable
Finish	Black
Size	Ø40*L300mm
Beam Angle	24° (可定制 15° /36°)

Installation

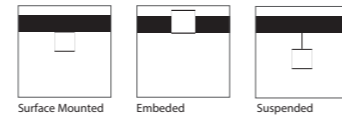


Surface mounted Grille Magnetic Track light

Lamp: Osram
 Lens: GR OPTICS
 CRI: Ra>90
 Voltage: 90-265V
 CCT: 2700K-6000K
 Dimmable: 3 Color Changeable and Dimmable

Model No	XYZ2509Z
Power	9W Dimmable
Finish	Black / White
Size	L220*W25*H105mm
Beam Angle	24°

Installation



Pastable Smart Switch

Model No	XYZ25-86WY
Size	L86*H86mm
Finish	White



86 type scenario setting switch

Model No	XYZ25-86S
Size	L86*H86mm
Finish	White



12 circuits remote control

Model No	XYZ25-12C
Size	H142*L42*W13mm
Finish	Black

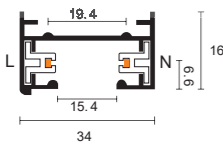


Dual Channel Switch

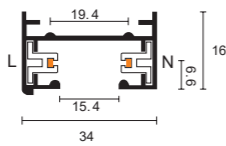
Model No	XYZ25-DG
Size	H60*L60*W15mm
Finish	White

Two-Wire Lighting Tracks

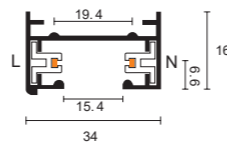

Model No: YZ6203



Model No: YZ6205



Model No: YZ6212A



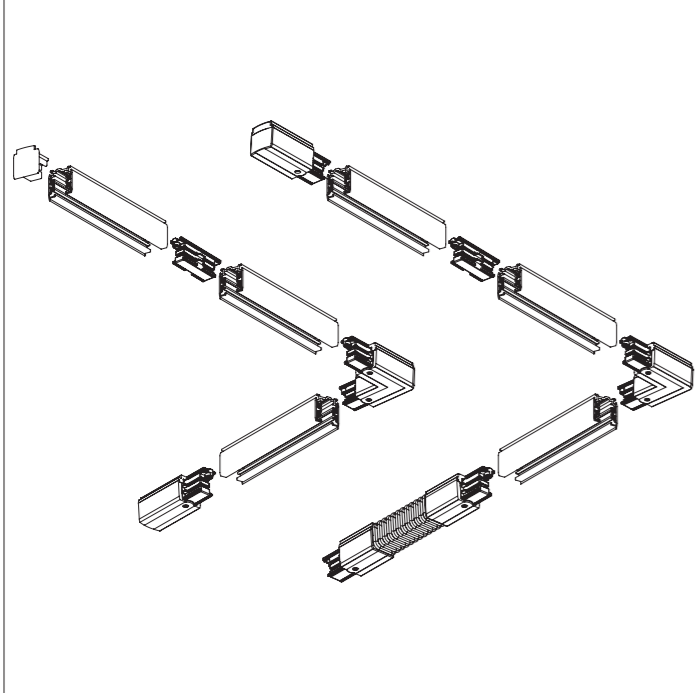
COLOUR:

- WH
- BK
- SL

LENGTH:

1000mm/1500mm/2000mm/3000mm

Installation diagram

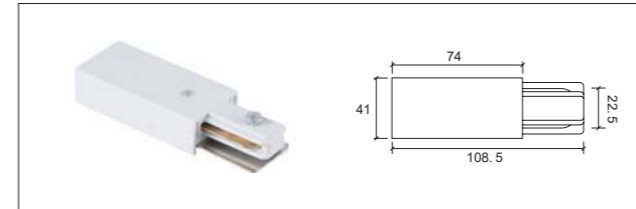


Product introduction

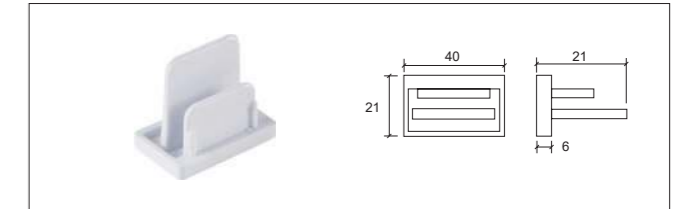
2-circuit main voltage track in extruded aluminium Main voltage 220-240V. Electrical wiring is located in an extruded PVC insulated housing. The track is supplied with a series of accessories which will successfully resolve almost all types of lighting installation requirements. And also has the facility for direct surface mounting through knockouts at 500mm spacing.

Two-Wire Track Connectors

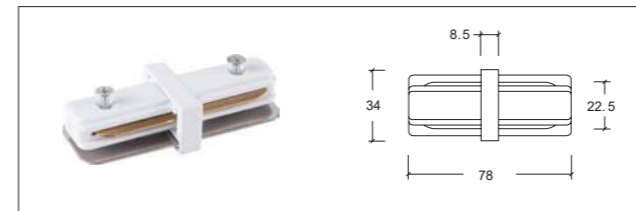
Feeder



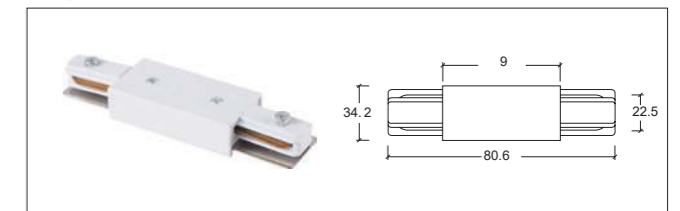
End cap




Straight connector MINI



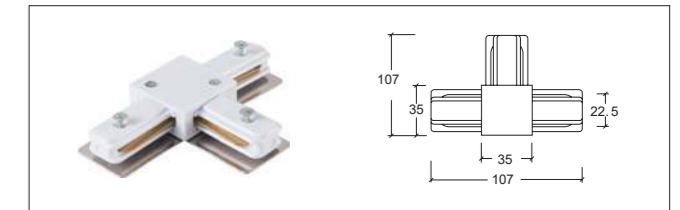
Straight connector




L- connector



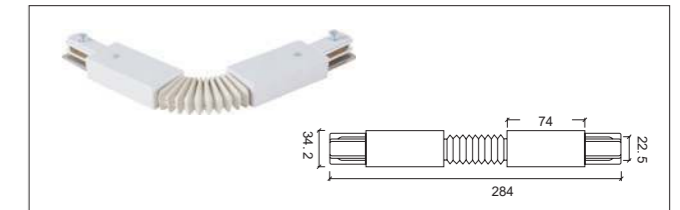
T- connector



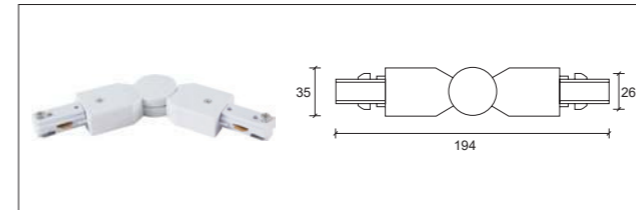
X- connector



Flexible Connector

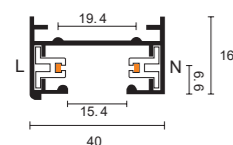


Flexible Connector

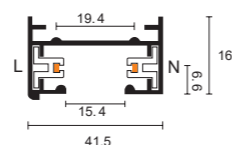


Two-Wire Lighting Tracks

Model No: YZ6201



Model No: YZ6206



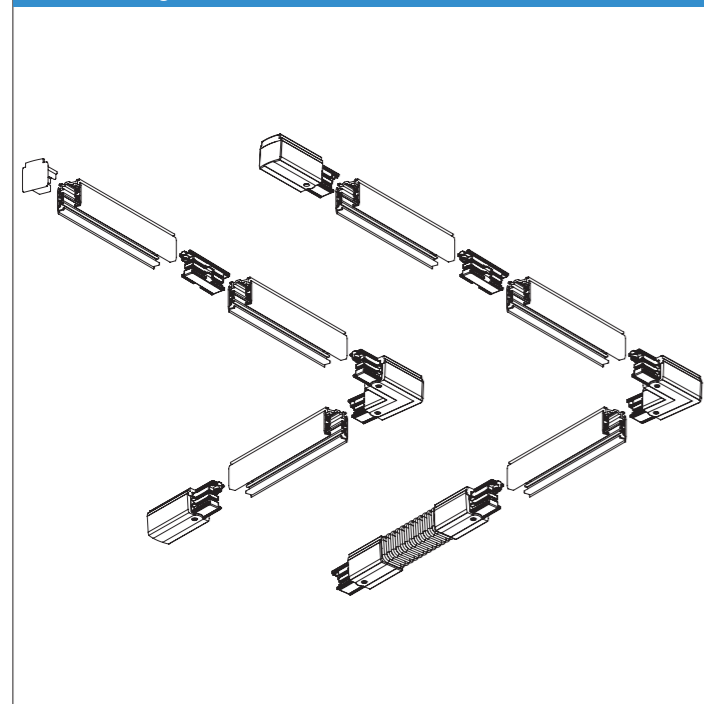
COLOUR:

WH BK SL

LENGTH:

1000mm/1500mm/2000mm/3000mm

Installation diagram

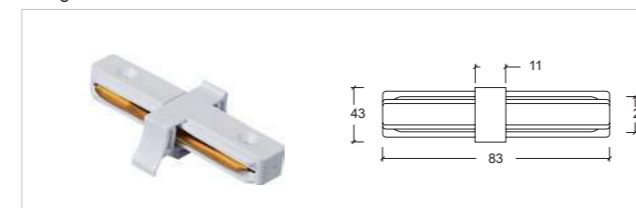


Product introduction


2-circuit main voltage track in extruded aluminium Main voltage 220-240V. Electrical wiring is located in an extruded PVC insulated housing. The track is supplied with a series of accessories which will successfully resolve almost all types of lighting installation requirements. And also has the facility for direct surface mounting through knockouts at 500mm spacing.

Two-Wire Track Connectors

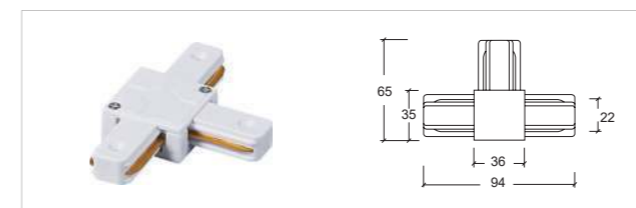
Straight connector




L- connector



T- connector

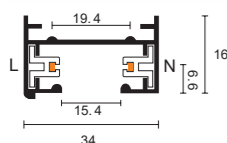


X- connector

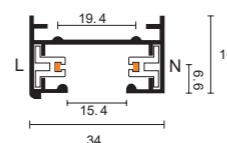


Two-Wire Lighting Tracks

Model No: YZ6202



Model No: YZ6207



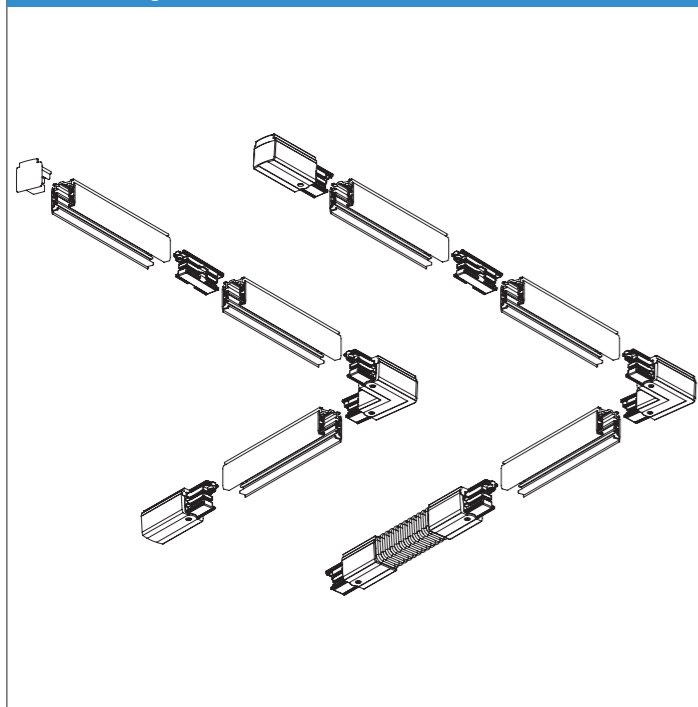
COLOUR:

WH BK SL

LENGTH:

1000mm/1500mm/2000mm/3000mm

Installation diagram

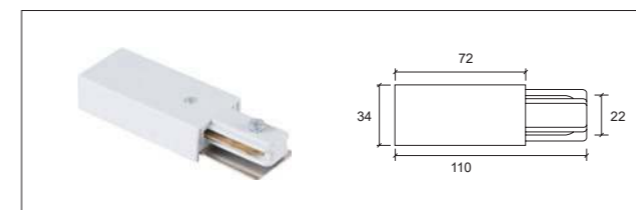


Product introduction

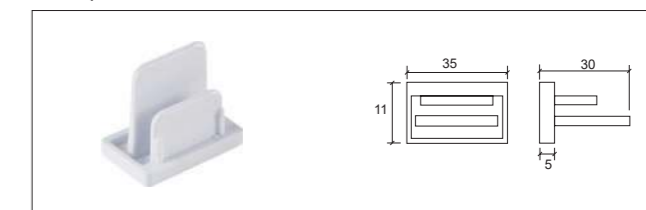
2-circuit main voltage track in extruded aluminium Main voltage 220-240V. Electrical wiring is located in an extruded PVC insulated housing. The track is supplied with a series of accessories which will successfully resolve almost all types of lighting installation requirements. And also has the facility for direct surface mounting through knockouts at 500m spacing.

Two-Wire Track Connectors

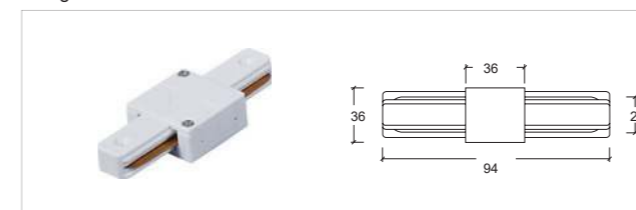
Feeder




End cap



Straight connector




L- connector



T- connector

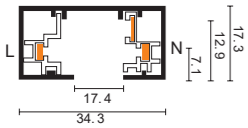


X- connector

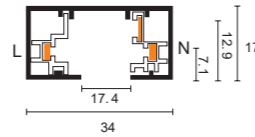


Three-Wire Lighting Tracks

Model No: YZ6301



Model No: YZ6302



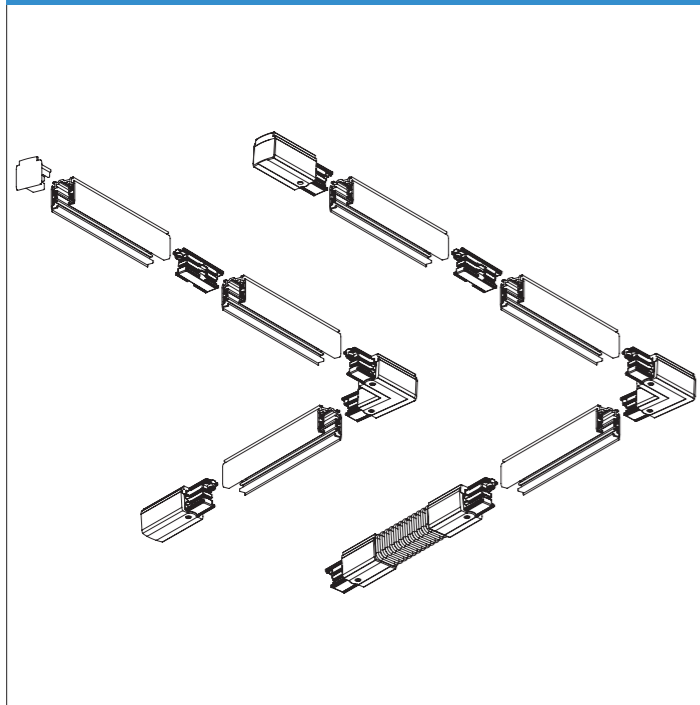
COLOUR:

- WH
- BK
- SL

LENGTH:

1000mm/1500mm/2000mm/3000mm

Installation diagram

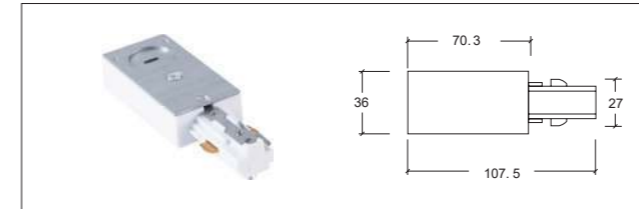


Product introduction

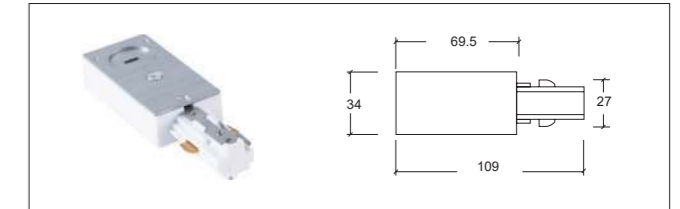
3-circuit main voltage track in extruded aluminium Main voltage 220-240V. Electrical wiring is located in an extruded PVC insulated housing. The track is supplied with a series of accessories which will successfully resolve almost all types of lighting installation requirements. And also has the facility for direct surface mounting through knockouts at 500m spacing.

Three-Wire Track Connectors

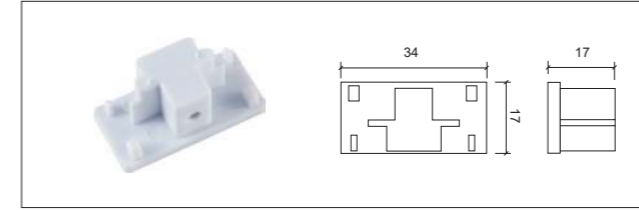
Feeder-L



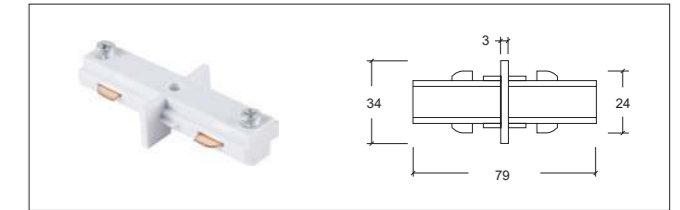
Feeder-R



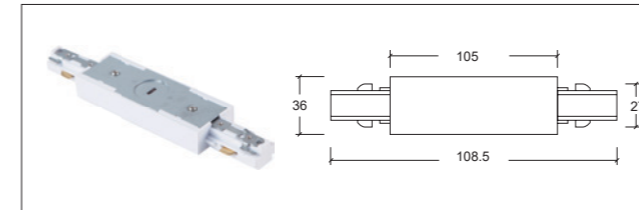
End cap



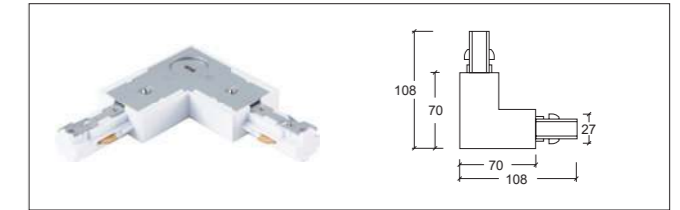
Straight connector MINI



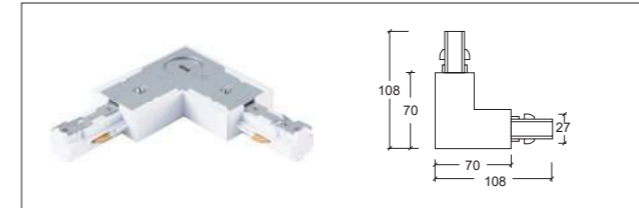
Straight connector



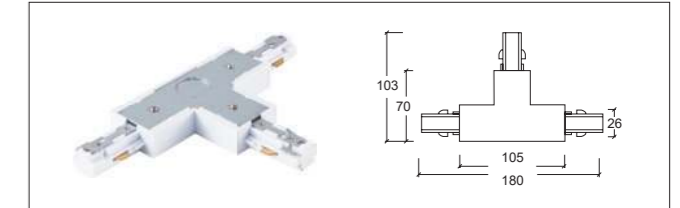
L- connector - L



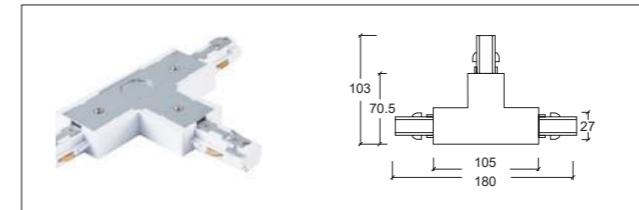
L- connector - R



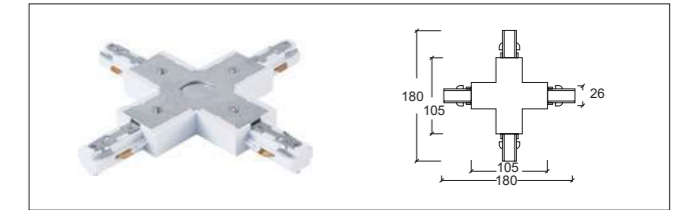
T- connector - L



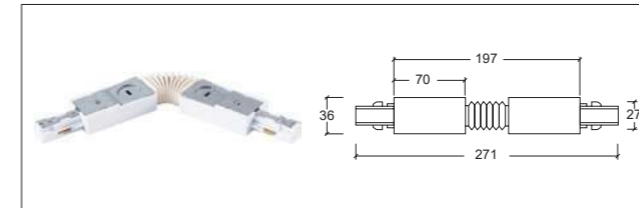
T- connector - R



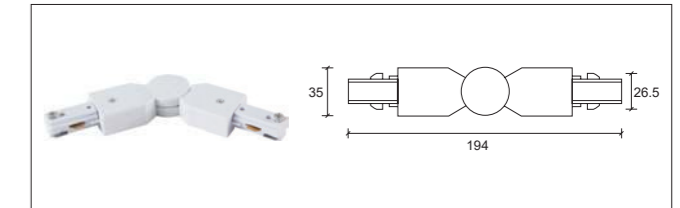
X- connector



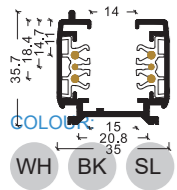

Flexible Connector



Flexible Connector

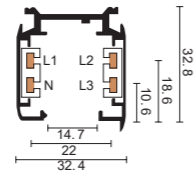


Model No: YZ6401

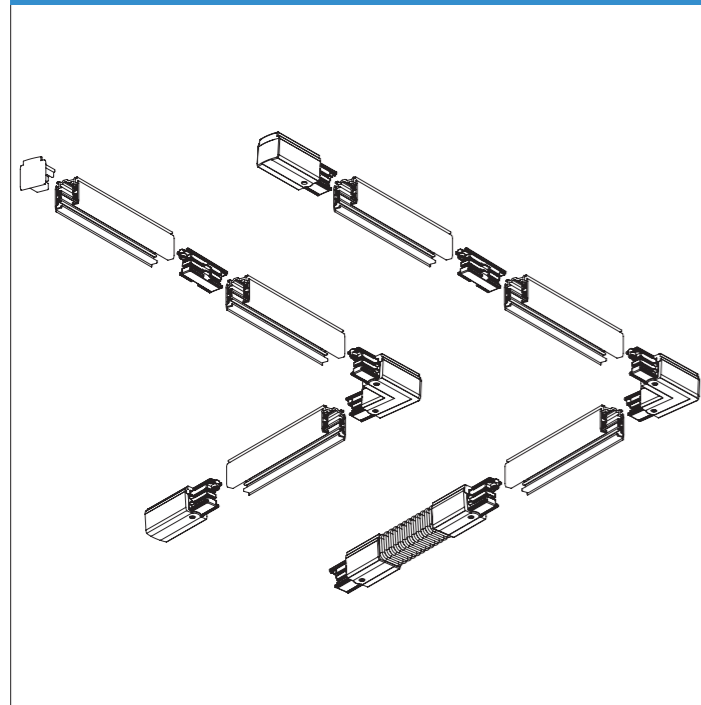


LENGTH:
1000mm/1500mm/2000mm/3000mm

Model No: YZ6404



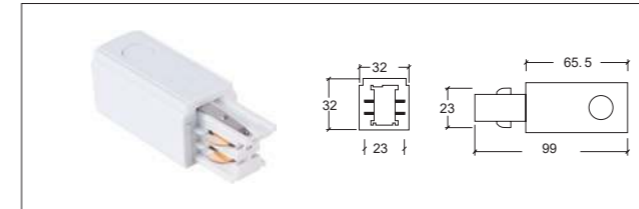
Installation diagram



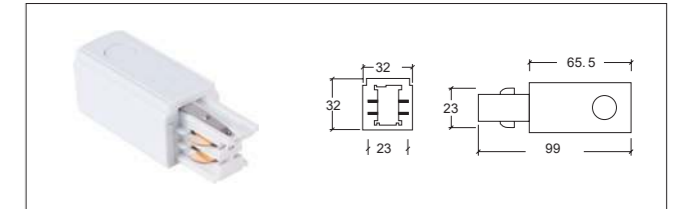
Product introduction

6-circuit main voltage track in extruded aluminium Main voltage 220-240V. Electrical wiring is located in an extruded PVC insulated housing. The track is supplied with a series of accessories which will successfully resolve almost all types of lighting installation requirements. And also has the facility for direct surface mounting through knockouts at 500mm spacing.

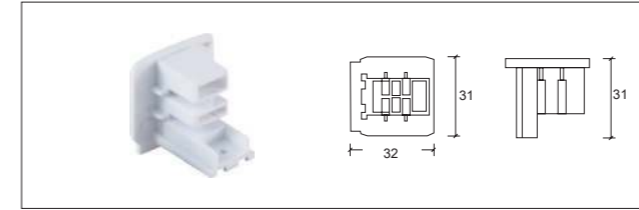
Feeder-L



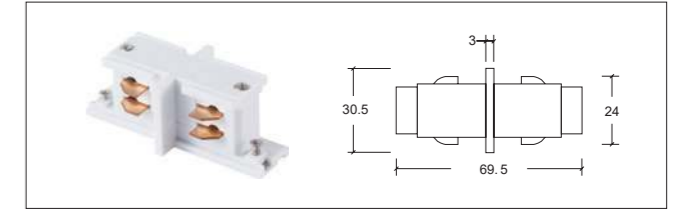
Feeder-R



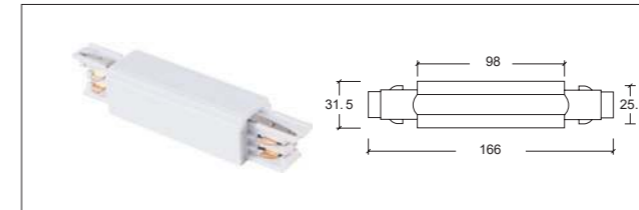
End cap



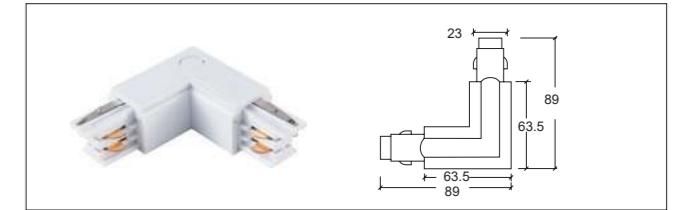
Straight connector MINI



Straight connector



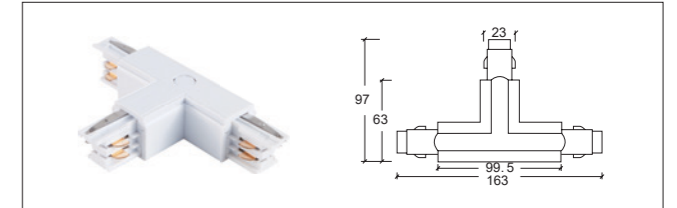
L- connector - L



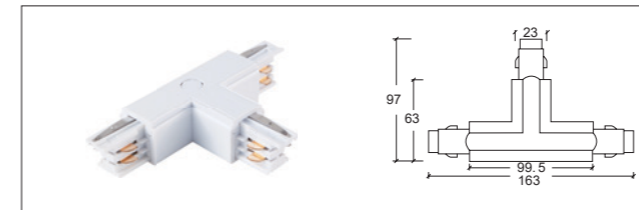
L- connector - R



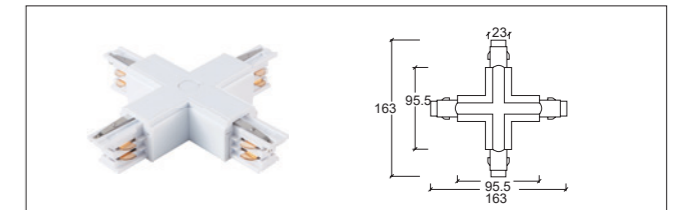
T- connector - L



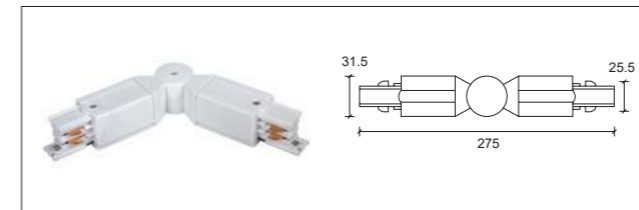
T- connector - R



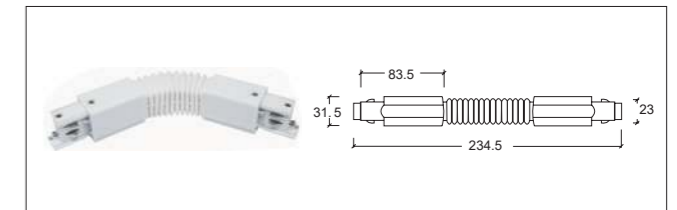
X- connector



Flexible Connector




Flexible Connector



Four-Wire Lighting Tracks

Model No: YZ6402



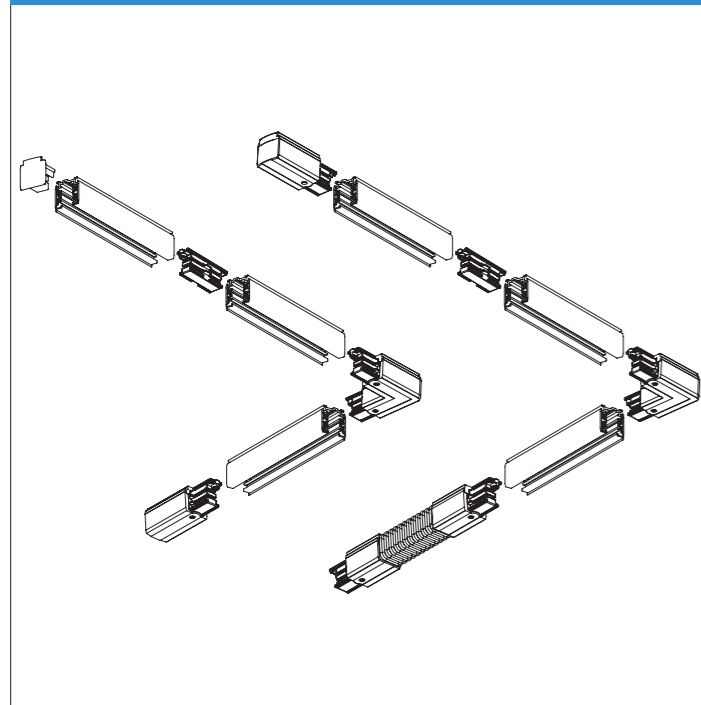
COLOUR:

WH BK SL

LENGTH:

1000mm/1500mm/2000mm/3000mm

Installation diagram

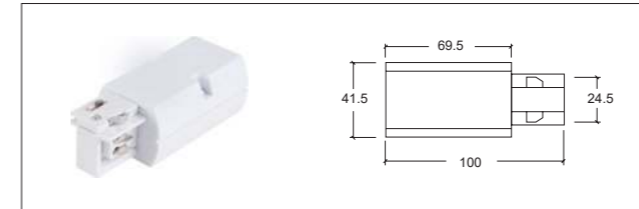


Product introduction

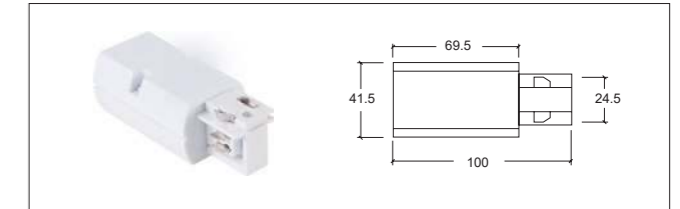
4-circuit main voltage track in extruded aluminium Main voltage 220-240V. Electrical wiring is located in an extruded PVC insulated housing. The track is supplied with a series of accessories which will successfully resolve almost all types of lighting installation requirements. And also has the facility for direct surface mounting through knockouts at 500mm spacing.

Four-Wire Track Connectors

Feeder-L



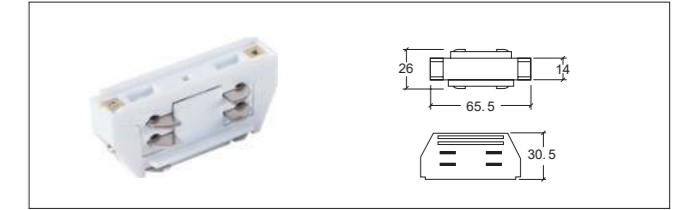
Feeder-R



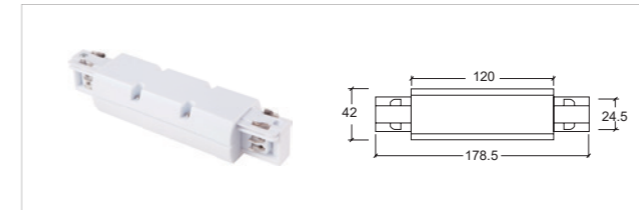
End cap




Straight connector MINI



Straight connector




L- connector - L



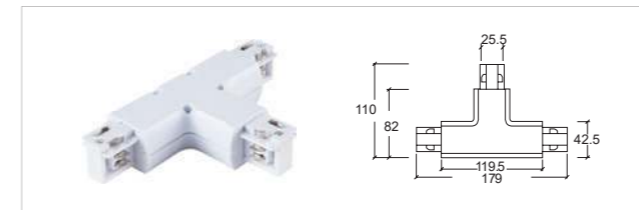
L- connector - R



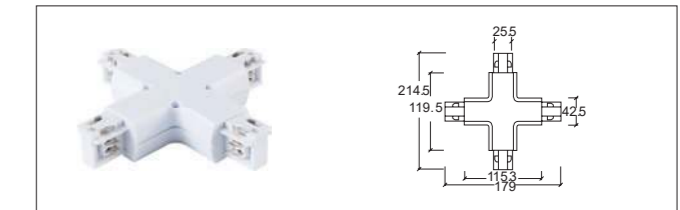
T- connector - L



T- connector - R



X- connector



Flexible Connector

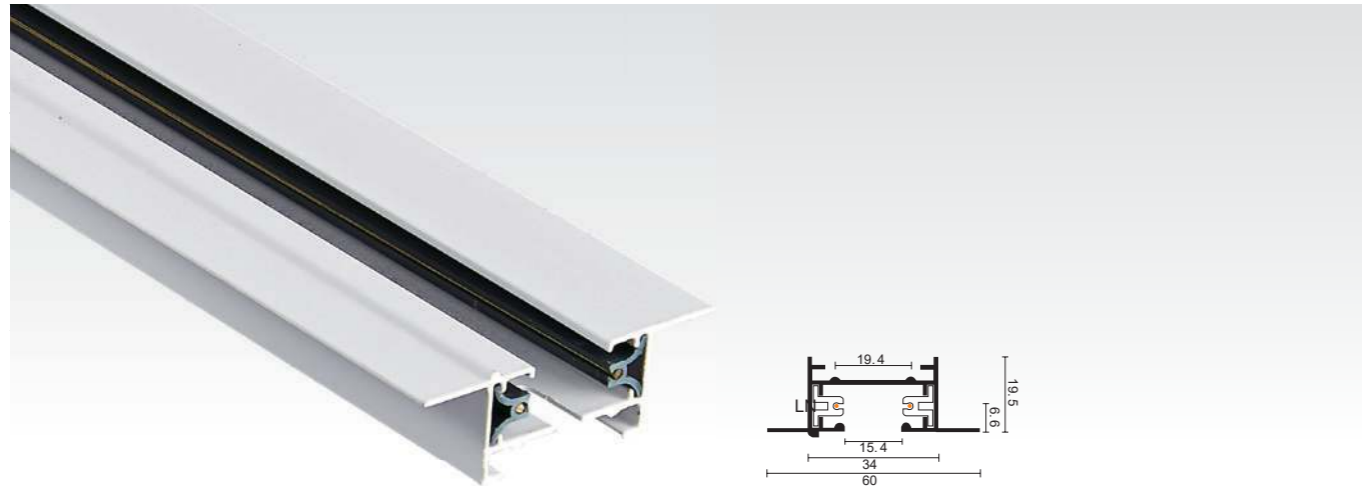


Fitting



Embedded Two-Wire Lighting Tracks

Model No: YZ6204



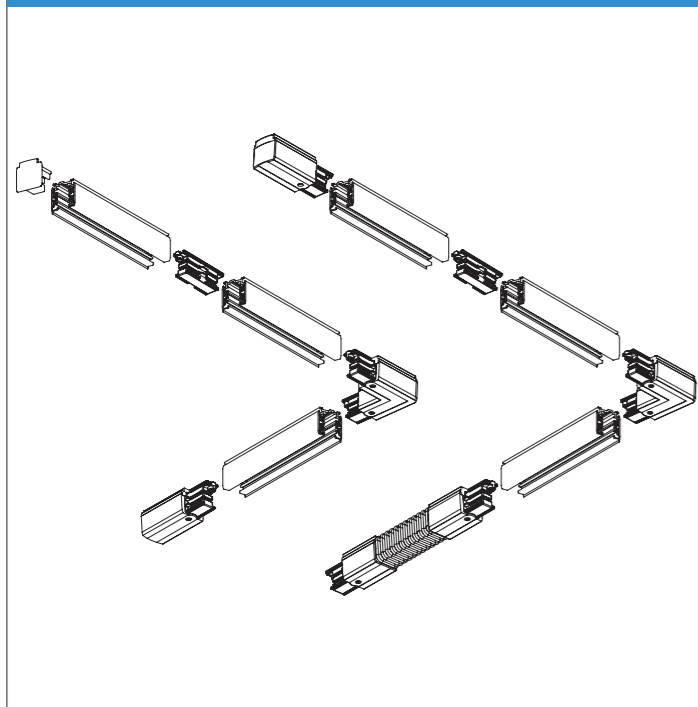
COLOUR:

WH BK SL

LENGTH:

1000mm/1500mm/2000mm/3000mm

Installation diagram

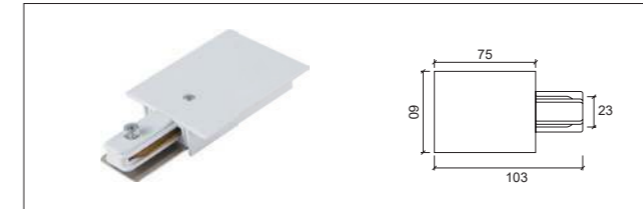


Product introduction

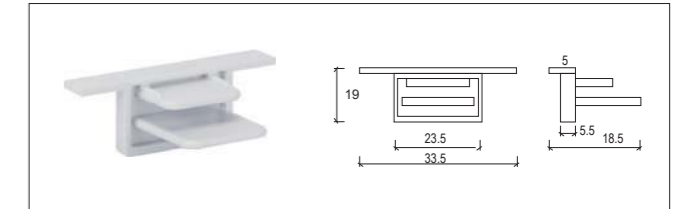
2-circuit main voltage track in extruded aluminium Main voltage 220-240V. Electrical wiring is located in an extruded PVC insulated housing. The track is supplied with a series of accessories which will successfully resolve almost all types of lighting installation requirements. And also has the facility for direct surface mounting through knockouts at 500mm spacing.

Embedded Two-Wire Track Connectors

Feeder




End cap




Straight connector MINI



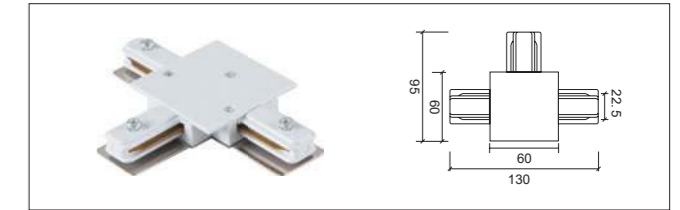
Straight connector



L- connector



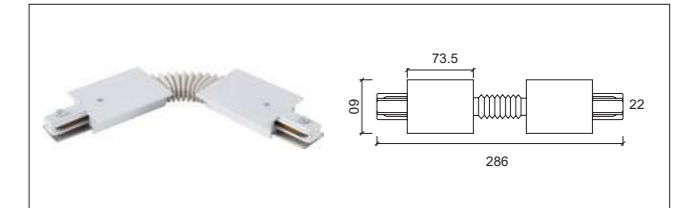
T- connector



X- connector



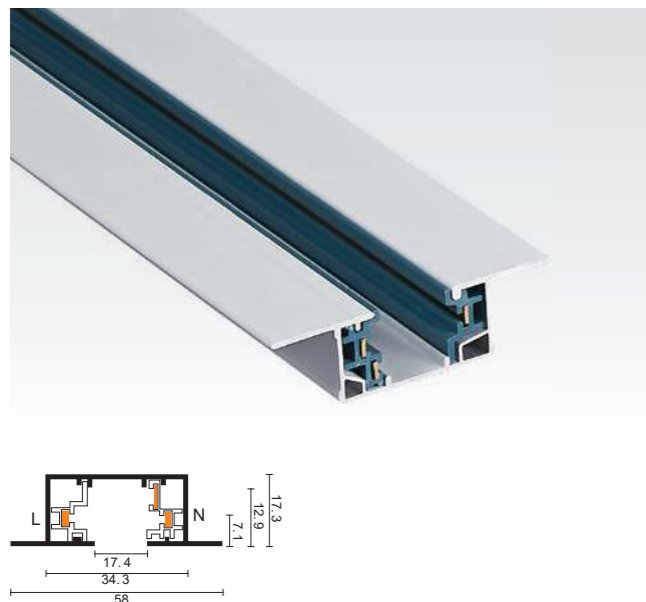
Flexible Connector



Fitting



Model No: YZ6303



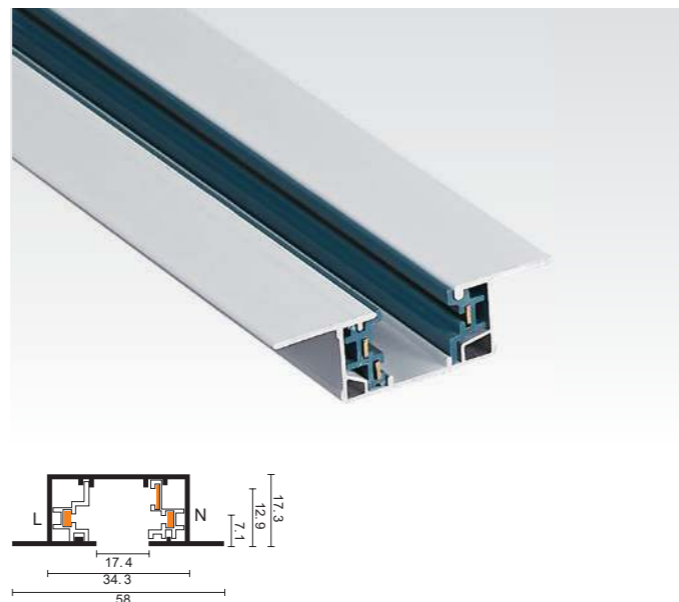
COLOUR:

WH BK SL

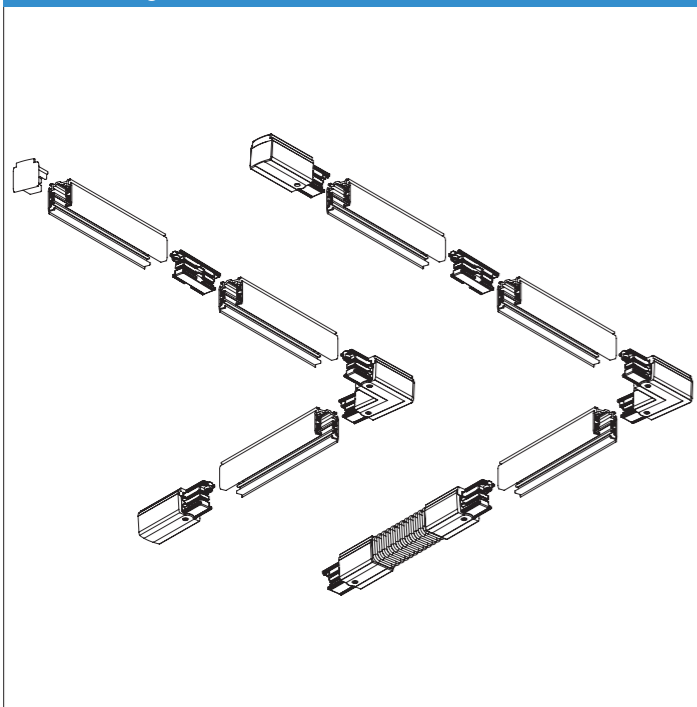
LENGTH:

1000mm/1500mm/2000mm/3000mm

Model No: YZ6304



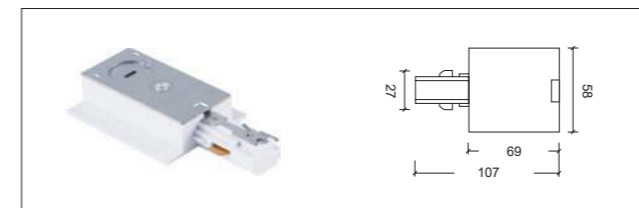
Installation diagram




Product introduction

3-circuit main voltage track in extruded aluminium Main voltage 220-240V. Electrical wiring is located in an extruded PVC insulated housing. The track is supplied with a series of accessories which will successfully resolve almost all types of lighting installation requirements. And also has the facility for direct surface mounting through knockouts at 500mm spacing.

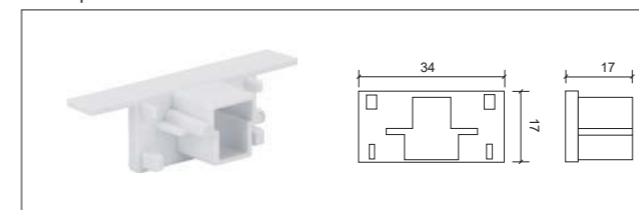
Feeder-L



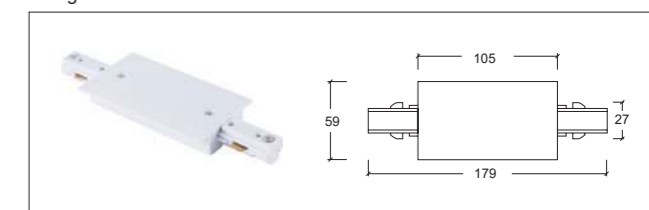
Feeder-R



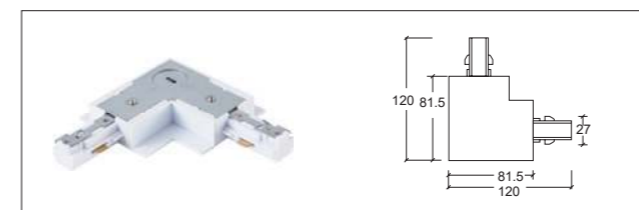
End cap



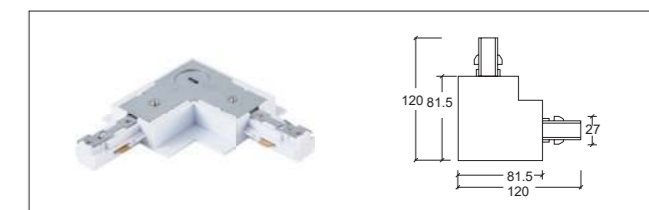
Straight connector



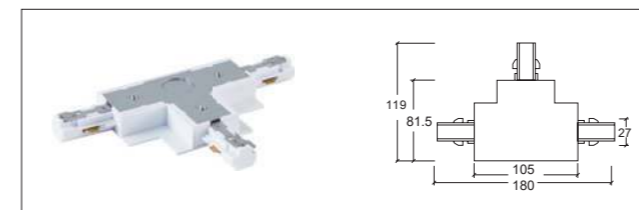
L- connector - L



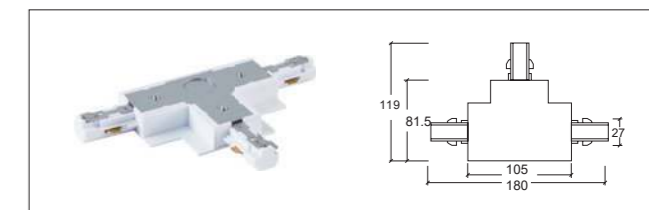
L- connector - R



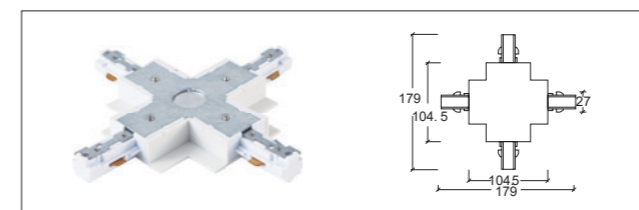
T- connector - L



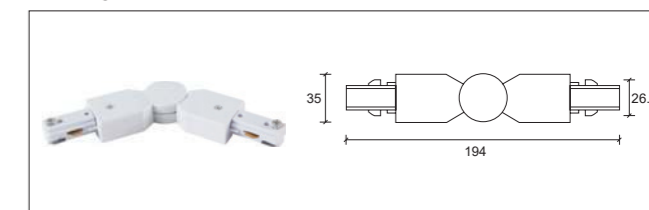
T- connector - R




X- connector



Flexible Connector

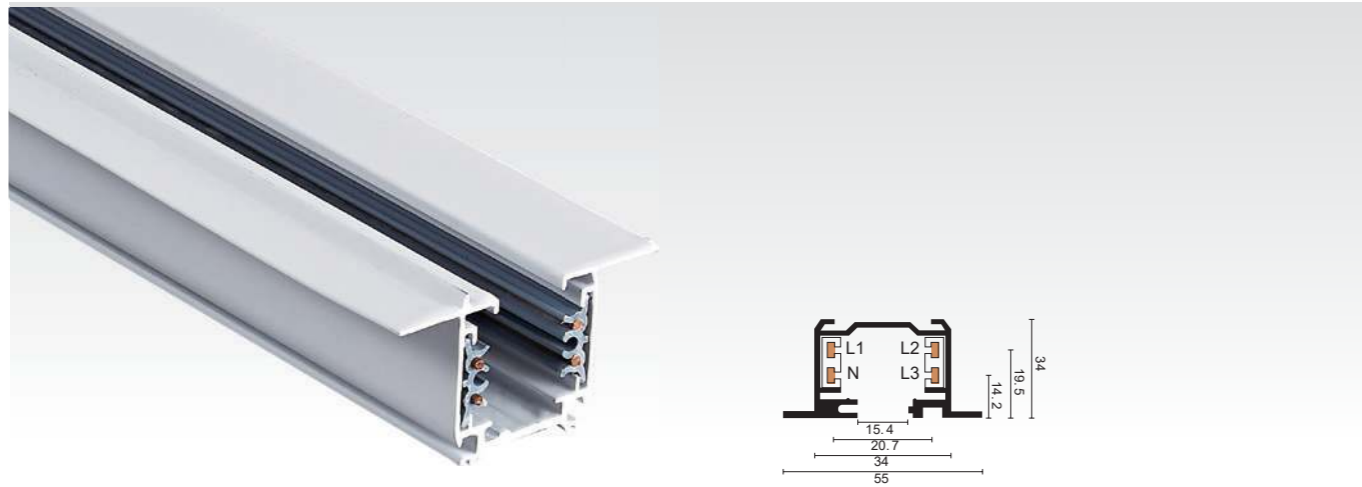


Fitting



Embedded Four-Wire Lighting Tracks

Model No: YZ6403



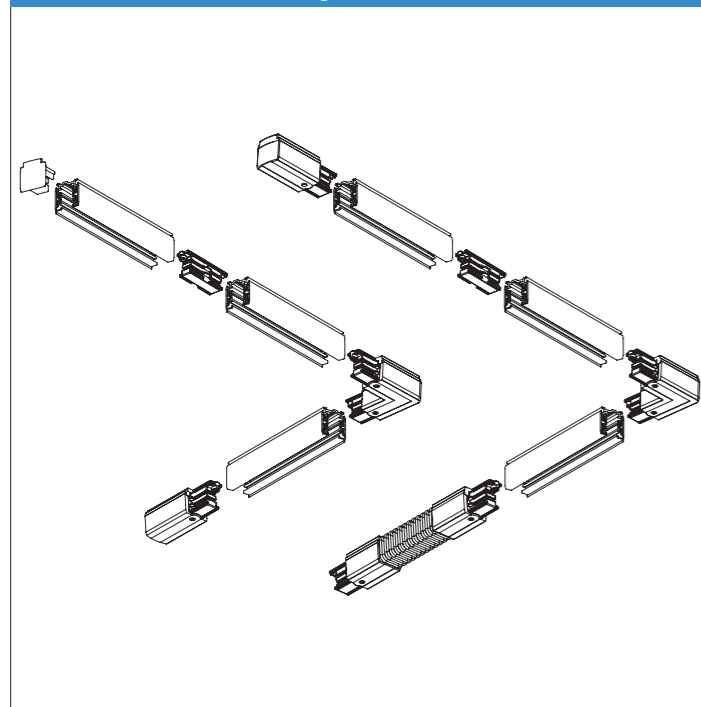
COLOUR:

WH BK SL

LENGTH:

1000mm/1500mm/2000mm/3000mm

Installation diagram

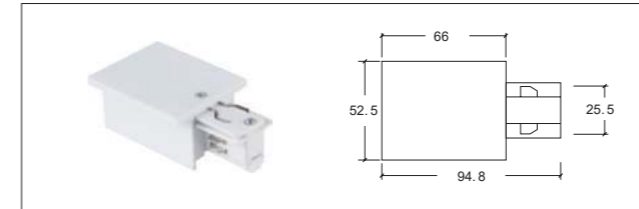


Product introduction

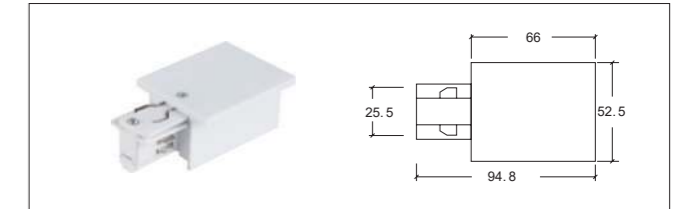
4-circuit main voltage track in extruded aluminium Main voltage 220-240V. Electrical wiring is located in an extruded PVC insulated housing. The track is supplied with a series of accessories which will successfully resolve almost all types of lighting installation requirements. And also has the facility for direct surface mounting through knockouts at 500mm spacing.

Embedded Four-Wire Track Connectors

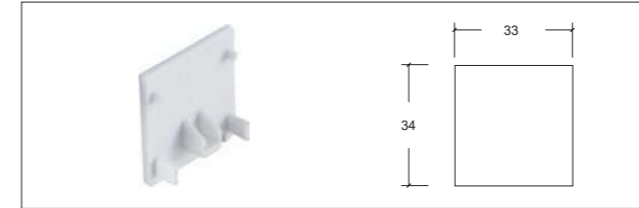
Feeder-L



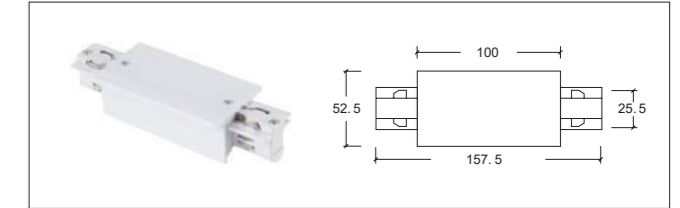
Feeder-R




End cap



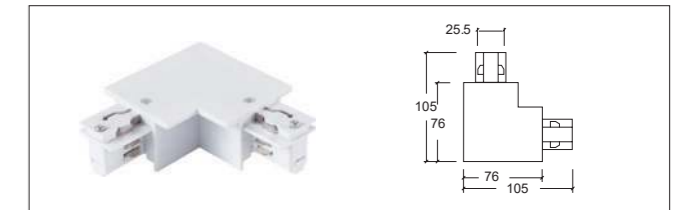
Straight connector



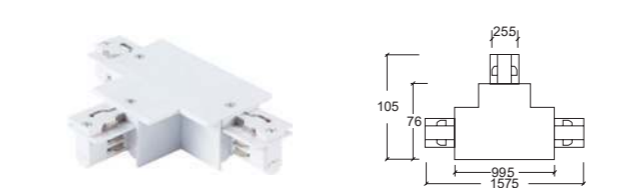
L- connector - L



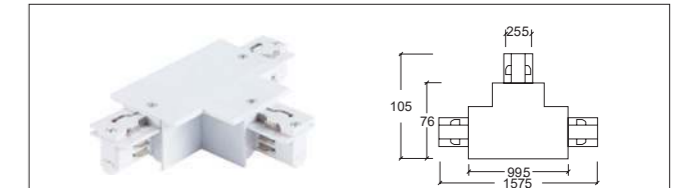
L- connector - R



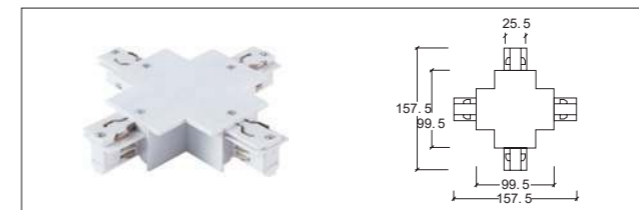
T- connector - L



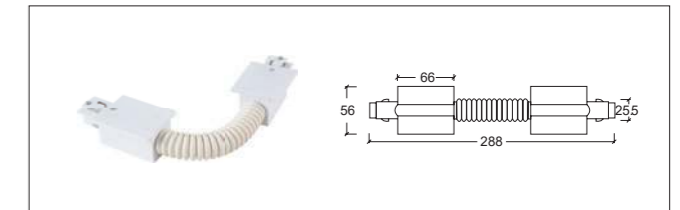
T- connector - R



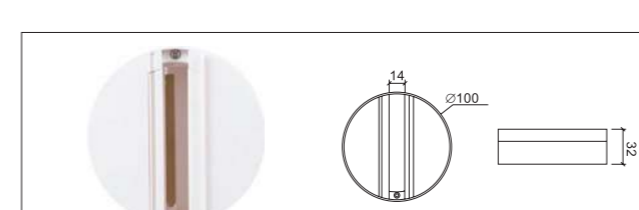
X- connector



Flexible Connector



JB-D4




Showcase & Low Voltage Lighting Tracks

Dòng sản phẩm này dành cho việc trưng bày và cho các hệ thống chiếu sáng điện áp thấp để cung cấp điện cho các thiết bị chiếu sáng. Thân bên ngoài được làm bằng hợp kim nhôm định hình cao cấp, vỏ bên trong được làm bằng vật liệu ABS chống cháy, kèm với 2 miếng dây dẫn bằng đồng bên trong có hiệu suất dẫn điện cao.

This series is for showcase and low voltage lighting systems to supply power to lighting fixtures. The exterior body was made of premium extruded alum-alloy profile, and interior housing was made of flame-retarded ABS material, it comes with 2 pieces of copper conducting strips inside, which has high performance at electrical conductivity.



Model No: YZ6501



2 Wires Showcase track

Size	L17*H14mm
Finish	Black / White



I Connector

Model No	YZ6501-D
Size	L80*W18mm
Finish	Black / White

Model No: YZ6502



3 Wires Showcase track


Size	L22*H15mm
Finish	Black / White



Conversion disk

Model No	YZ6502-D
Size	L88*W51mm
Finish	Black / White

Model No: YZ6503



2 Wires Showcase track

Size	L18.5*H6.5mm
Finish	Black / White



Conversion disk


Model No	YZ6503-D
Size	L219*W33mm
Finish	Black / White

Adaptors & Driver Boxes



Model No: S004

Two - wire small rail box
L103*W35.5*H35mm
Convex part : 21*9mm




Model No: S005

Two-wire cross rail box
L80*W28*H31mm
Convex part : 21*11mm



Model No: S008

Two - wire double - handle rail box



Model No: S036

Two - wire conjoined long box
L164*W64*H46mm
Convex part : 214*11*12mm




Model No: S037

Two - wire guide box large
L216*W83*H61mm
Convex part : 214*11*12mm



Model No: S006

PC Ultra-thin rail adapter
L81*W34*H21mm




Model No: S038

Two-line long box
L189*W31*H36mm
Convex part : 128*14*12mm



Model No: S011

(PC) Single handle box with one hole box
L167*W68*H49mm
Convex part : 128*14*13mm



Model No: S016

Simple single handle rail head
L74.5*W35*H33mm
Convex part : 74.5*15*14mm



Model No: S015

Square rail adapter
L38.5*W36*H44mm




Conversion disk

Model No /
Size L188*W55mm
Finish Black / White




Conversion disk

Model No /
Size L88*W51mm
Finish Black / White




Model No: S019

Three-wire mini long box
L191*W34*H38.5mm
Convex part : 116*15*12mm




Model No: S020

Three-wire conjoined small box
L165*W55*H146mm
Convex part : 125*11*9mm



Model No: S021

Three-wire conjoined long box
L198*W58*H49mm
Convex part : 156*11*9mm




Model No: S012

(PC) Conjoined middle size boxes
L168*W60*H50mm
Convex part : 23*41*43mm




Model No: S001

Three-wire double handle rail adapter
L69*W30.5*H29.5mm
Convex part : 19.5*12mm




Model No: S040

Three-wire guide strip rail box
L189*W31*H36mm
Convex part : 189*11*13mm



Model No: S013

Three wire large double handle rail adapter
L80*W27*H31mm



Model No: S034

Three-wire long big box
L201*W60*H59mm
Convex part : 158*14*12mm




Model No: S033

Three-wire mini long small box
L139*W31.5*H36mm
Convex part : 82*14*14mm




Model No: S031

3 Three-wire head adapter
79*35*31mm
Convex part : 79*14.5*14.5mm




Model No: S027

Four - wire mini box
L148.5*W56*H55mm
Convex part : : 148*13.5*13mm



Model No: S028

Four-wire guide box (big)
L204*W86*H64.5mm
Convex part : : 203*13.5*13mm



Model No: S029

Four-wire guide box (long)
L237*W60*H58mm
Convex part : : 236*13*13mm




Model No: S030

L187*W60*H57.5mm
Convex part : 186*13*13mm



Model No: S002

Four-wire rail adapter
L71*W32*H41mm
Convex part : 71*14*23mm




Model No: S036

Four-wire conjoined long box (short one)
L71*W32*H56mm
Convex part : 71*14*27mm



Model No: S007

Four-wire double handle rail adapter



Model No: S014

Small four-wire rail adapter
L71*W33*H41mm
Convex part : 71*15*22mm



Model No: S043

Five-wire rail adapter
L84*W31*H52mm
Convex part : 84*14*24mm

Light Fittings


MR16 / MR16 Track Light Series

P30 / P30 Track Light Series

MR16 / MR16 Downlight Series

P30 / P30 Downlight Series

Surface Mounted Downlight Series





LED Track Lighting Series



Model No: YZ6101

Power	10W	20W	30W
Size	Ø75*110mm	Ø93*125mm	Ø105*140mm
Beam Angle	24°	24°	24°
CCT	3000K/4000K/6000K	3000K/4000K/6000K	3000K/4000K/6000K
Input Volatge	220-240V	220-240V	220-240V
Finish	Black / White	Black / White	Black / White



Model No: YZ6105

Power	10W	20W	30W
Size	Ø55*115mm	Ø65*140mm	Ø75*156mm
Beam Angle	24°	24°	24°
CCT	3000K/4000K/6000K	3000K/4000K/6000K	3000K/4000K/6000K
Input Volatge	165-240V	165-240V	165-240V
Finish	Black / White	Black / White	Black / White



Model No: YZ6102

Power	10W	20W	30W
Size	Ø54*115mm	Ø68*120mm	Ø83*137mm
Beam Angle	24°	24°	24°
CCT	3000K/4000K/6000K	3000K/4000K/6000K	3000K/4000K/6000K
Input Volatge	165-240V	165-240V	165-240V
Finish	Black / White	Black / White	Black / White



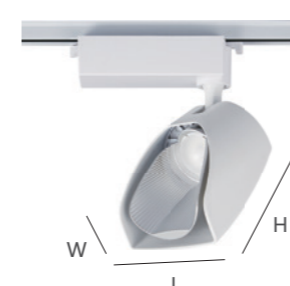
Model No: YZ6103

Power	7W	10W	12W	18W
Size	Ø72mm	Ø72mm	Ø100mm	Ø115mm
Beam Angle	24°	24°	24°	24°
CCT	3000K/4000K/6000K	3000K/4000K/6000K	3000K/4000K/6000K	3000K/4000K/6000K
Input Volatge	165-240V	165-240V	165-240V	165-240V
Finish	Black / White	Black / White	Black / White	Black / White



Model No: YZ6104

Power	10W	20W	30W
Size	Ø68*100mm	Ø83*120mm	Ø89*140mm
Beam Angle	24°	24°	24°
CCT	3000K/4000K/6000K	3000K/4000K/6000K	3000K/4000K/6000K
Input Volatge	165-240V	165-240V	165-240V
Finish	Black / White	Black / White	Black / White



Model No: YZ5871

Power	25-30W
Size	L140*W112*H175mm
Beam Angle	Floodlight
CCT	3000K/4000K/6000K
Input Volatge	165-240V
Finish	Black / White

MR16 Track Light Series



Model No: YZ5401A

Height of lamp body : 140mm
 Lamp diameter : 52mm
 Lamp holder length : 103mm
 Lamp arm length : 80mm
 Joint length : 80mm
 Joint width : 27mm
 Joint height : 32mm



Model No: YZ5401B

Height of lamp body : 148mm
 Lamp diameter : 52mm
 Lamp holder length : 95mm
 Lamp arm length : 80mm
 Joint length : 102mm
 Joint width : 36mm
 Joint height : 35mm



Model No: YZ5402

Height of lamp body : 115mm
 Lamp diameter : 60mm
 Lamp holder length : 80mm
 Lamp arm length : 60mm
 Joint length : 80mm
 Joint width : 27mm
 Joint height : 32mm



Model No: YZ5403

Height of lamp body : 123mm
 60*60mm
 Lamp holder length : 75mm
 Lamp arm length : 60mm
 Joint length : 80mm
 Joint width : 27mm
 Joint height : 32mm



Model No: YZ5404

Height of lamp body : 115mm
 Lamp diameter : 62mm
 Lamp holder length : 73mm
 Lamp arm length : 60mm
 Lamp holder diameter : 72mm
 Lamp holder height : 23mm



Model No: YZ5406

Height of lamp body : 82mm
 Lamp diameter : 55mm
 Lamp holder length : 78mm
 Lamp arm length : 50mm
 Joint length : 81mm
 Joint width : 32mm
 Joint height : 18mm

MR16 Track Light Series



Model No: YZ5407

Height of lamp body : 166mm
 Lamp diameter : 52mm
 Lamp holder length : 65mm
 Lamp arm length : 118mm
 Joint length : 80mm
 Joint width : 27mm
 Joint height : 31mm



Model No: YZ5408

Height of lamp body : 175mm
 Lamp diameter : 52mm
 Lamp holder length : 80mm
 Lamp arm length : 90mm
 Joint length : 80mm
 Joint width : 27mm
 Joint height : 32mm



Model No: YZ5409

Height of lamp body : 128mm
 Lamp diameter : 51mm
 Lamp holder length : 108mm
 Lamp arm length : 47mm
 Joint length : 80mm
 Joint width : 27mm
 Joint height : 31mm



Model No: YZ5410

Height of lamp body : 133mm
 Lamp diameter : 55mm
 Lamp holder length : 116mm
 Lamp arm length : 45mm
 Joint length : 80mm
 Joint width : 27mm
 Joint height : 31mm



Model No: YZ5411

Height of lamp body : 135mm
 Lamp diameter : 55mm
 Lamp holder length : 95mm
 Lamp arm length : 55mm
 Joint length : 100mm
 Joint width : 36mm
 Joint height : 40mm



Model No: YZ5412

Height of lamp body : 160mm
 Lamp diameter : 55mm
 Lamp holder length : 58mm
 Joint length : 29mm
 Joint width : 29mm
 Joint height : 29mm

MR16 Track Light Series



Model No: YZ5413

Height of lamp body : 100mm
 56*56mm
 Lamp holder length : 71mm
 Lamp arm length : 46mm
 Joint length : 37mm
 Joint width : 35mm
 Joint height : 43mm



Model No: YZ5419

Height of lamp body : 125mm
 Lamp diameter : 58mm
 Lamp holder length : 66mm
 Joint length : 38mm
 Joint width : 38mm



Model No: YZ5417

Height of lamp body : 130mm
 Lamp diameter : 55mm
 Lamp holder length : 85mm
 Lamp arm length : 35mm
 Joint length : 37mm
 Joint width : 35mm
 Joint height : 43mm

P30 Track Light Series



Model No: YZ5104

Height of lamp body : 157mm
 Lamp diameter : 95mm
 Lamp holder length : 145mm
 Lamp arm length : 115mm
 Joint length : 80mm
 Joint width : 27mm
 Joint height : 32mm



Model No: YZ5105

Height of lamp body : 195mm
 Lamp diameter : 115mm
 Lamp holder length : 140mm
 Lamp arm length : 115mm
 Joint length : 80mm
 Joint width : 27mm
 Joint height : 32mm



Model No: YZ5106

Height of lamp body : 215mm
 Lamp diameter : 112mm
 Lamp holder length : 143mm
 Lamp arm length : 128mm
 Joint length : 80mm
 Joint width : 27mm
 Joint height : 32mm



Model No: YZ5418

Height of lamp body : 136mm
 Lamp diameter : 68mm
 Lamp holder length : 66mm
 Lamp arm length : 35mm
 Joint length : 37mm
 Joint width : 35mm
 Joint height : 43mm



Model No: YZ5501

Height of lamp body : 135mm
 Lamp holder size : 198mm
 Lamp holder length : 150mm
 Lamp arm length : 88mm
 Joint length : 80mm
 Joint width : 27mm
 Joint height : 31mm



Model No: YZ5502

Height of lamp body : 400mm
 Lamp holder size : 198mm
 Lamp holder length : 150mm
 Lamp arm length : 330mm
 Joint length : 80mm
 Joint width : 27mm
 Joint height : 31mm



Model No: YZ5107

Height of lamp body : 200mm
 Lamp diameter : 105mm
 Lamp holder length : 143mm
 Lamp arm length : 112mm
 Joint length : 37mm
 Joint width : 35mm
 Joint height : 43mm



Model No: YZ5108

Height of lamp body : 185mm
 Lamp diameter : 110mm
 Lamp holder length : 143mm
 Lamp arm length : 117mm
 Joint length : 80mm
 Joint width : 27mm
 Joint height : 32mm



Model No: YZ5109

Height of lamp body : 200mm
 Lamp diameter : 105mm
 Lamp holder length : 143mm
 Lamp arm length : 112mm
 Joint length : 37mm
 Joint width : 35mm
 Joint height : 43mm

P30 Track Light Series



Model No: YZ5111

Height of lamp body : 180mm
 Lamp diameter : 110mm
 Lamp holder length : 143mm
 Lamp arm length : 113mm
 Joint length : 80mm
 Joint width : 27mm
 Joint height : 32mm



Model No: YZ5205

Lamp surface size : Φ 161mm
 Hole Size : Φ 133mm
 Height of lamp body : H150mm



Model No: YZ5211

Lamp surface size : Φ 155mm
 Hole Size : Φ 127mm
 Height of lamp body : H145mm



Model No: YZ5503

Height of lamp body : 250mm
 Lamp holder size : 230*230mm
 Lamp holder length : 230mm
 Lamp arm length : 160mm
 Joint length : 80mm
 Joint width : 27mm
 Joint height : 31mm



Model No: YZ5504

Height of lamp body : 840mm
 Lamp holder size : 230*230mm
 Lamp holder length : 230mm
 Lamp arm length : 750mm
 Joint length : 80mm
 Joint width : 27mm
 Joint height : 31mm



Model No: YZ3101

Height of lamp body : 195mm
 Lamp diameter : 115mm
 Lamp holder length : 140mm
 Lamp arm length : 115mm
 Joint length : 80mm
 Joint width : 27mm
 Joint height : 32mm

P30 Track Light Series



Model No: YZ3201

Height of lamp body : 215mm
 Lamp diameter : 112mm
 Lamp holder length : 143mm
 Lamp arm length : 128mm
 Joint length : 80mm
 Joint width : 27mm
 Joint height : 32mm

PAR20 Fittings



Model No: YZ5301

Height of lamp body : 178mm
 Lamp diameter : 79mm
 Lamp holder length : 129mm
 Lamp arm length : 117mm
 Joint length : 80mm
 Joint width : 27mm
 Joint height : 32mm



Model No: YZ5302

Height of lamp body : 178mm
 Lamp diameter : 79mm
 Lamp holder length : 113mm
 Lamp arm length : 117mm
 Joint length : 80mm
 Joint width : 27mm
 Joint height : 32mm



Model No: YZ5303

Height of lamp body : 168mm
 Lamp diameter : 79mm
 Lamp holder length : 113mm
 Lamp arm length : 30mm
 Joint length : 37mm
 Joint width : 35mm
 Joint height : 43mm



Model No: YZ5304

Height of lamp body : 168mm
 Lamp diameter : 79mm
 Lamp holder length : 113mm
 Lamp arm length : 30mm
 Joint length : 37mm
 Joint width : 35mm
 Joint height : 43mm





COB Downlights Series



Model No:	YZ581110	YZ581118	YZ581130	YZ581140	YZ581155
Power	10W	18W	30W	40W	55W
Size	Ø86*H55mm	Ø101*H60mm	Ø140*H73mm	Ø180*H94mm	Ø212*H110mm
Hole Size	Ø70mm	Ø85mm	Ø120mm	Ø160mm	Ø195mm
Beam Angle	50°	24° 38° 55°	24° 38° 55°	24° 38° 55°	24° 38° 55°
Material	Die-Cast Aluminum	Die-Cast Aluminum	Die-Cast Aluminum	Die-Cast Aluminum	Die-Cast Aluminum



Model No:	YZ583112	YZ583118	YZ583130	YZ583140
Power	12W	18W	30W	40W
Size	Ø90mm	Ø110mm	Ø145mm	Ø165mm
Hole Size	Ø75mm	Ø95mm	Ø125mm	Ø150mm
Beam Angle	15° 24° 36°	15° 24° 36°	15° 24° 36°	15° 24° 36°
Material	Die-Cast Aluminum	Die-Cast Aluminum	Die-Cast Aluminum	Die-Cast Aluminum



Model No:	YZ5841S	YZ5841M	YZ5841L
Power	12W	18W	30W
Size	L112*W112*H85mm	L137*W137*H100mm	L175*W175*H120mm
Hole Size	98*98mm	120*120mm	160*160mm
Beam Angle	15° 24° 36°	15° 24° 36°	15° 24° 36°
Material	Die-Cast Aluminum	Die-Cast Aluminum	Die-Cast Aluminum



Model No:	YZ5842S	YZ5842M	YZ5842L
Power	12W	18W	30W
Size	L210*W112*H85mm	L250*W137*H100mm	L325*W175*H120mm
Hole Size	195*85mm	230*120mm	305*160mm
Beam Angle	15° 24° 36°	15° 24° 36°	15° 24° 36°
Material	Die-Cast Aluminum	Die-Cast Aluminum	Die-Cast Aluminum



Model No:	YZ5843S	YZ5843M	YZ5843L
Power	12W	18W	30W
Size	L282*W112*H85mm	L362*W137*H100mm	L475*W175*H120mm
Hole Size	268*85mm	345*120mm	455*160mm
Beam Angle	15° 24° 36°	15° 24° 36°	15° 24° 36°
Material	Die-Cast Aluminum	Die-Cast Aluminum	Die-Cast Aluminum



YZ585112
YZ585112 Series

YZ586112
YZ586112 Series

YZ586212
YZ586212 Series

Model No: YZ585112

Power	12W
Size	Ø90*H92mm
Hole Size	Ø75mm
Beam Angle	15° 24°
Material	Die-Cast Aluminum

YZ585118

Power	18W
Size	Ø115*H120mm
Hole Size	Ø95mm
Beam Angle	15° 24° 36°
Material	Die-Cast Aluminum

YZ585130

Power	30W
Size	Ø135*H140mm
Hole Size	Ø115mm
Beam Angle	15° 24° 36°
Material	Die-Cast Aluminum

YZ585135

Power	35W
Size	Ø160*H150mm
Hole Size	Ø145mm
Beam Angle	15° 24° 36°
Material	Die-Cast Aluminum

Model No: YZ586112

Power	12W
Size	L90*W90*H92mm
Hole Size	75*75mm
Beam Angle	15° 24°
Material	Die-Cast Aluminum

YZ586118

Power	18W
Size	L115*W115*H120mm
Hole Size	95*95mm
Beam Angle	15° 24° 36°
Material	Die-Cast Aluminum

YZ586130

Power	30W
Size	L145*W145*H140mm
Hole Size	125*125mm
Beam Angle	15° 24° 36°
Material	Die-Cast Aluminum

YZ586135

Power	35W
Size	L160*W160*H150mm
Hole Size	145*145mm
Beam Angle	15° 24° 36°
Material	Die-Cast Aluminum

Model No: YZ586212

Power	12W
Size	L170*W90*H92mm
Hole Size	155*75mm
Beam Angle	15° 24°
Material	Die-Cast Aluminum

YZ586218

Power	18W
Size	L210*W115*H120mm
Hole Size	190*95mm
Beam Angle	15° 24° 36°
Material	Die-Cast Aluminum

YZ586230

Power	30W
Size	L250*W140*H140mm
Hole Size	230*125mm
Beam Angle	15° 24° 36°
Material	Die-Cast Aluminum

YZ586235

Power	35W
Size	L303*W160*H150mm
Hole Size	280*145mm
Beam Angle	15° 24° 36°
Material	Die-Cast Aluminum

MR16 Downlight Series



Model No: YZ5601

Lamp surface size	: Ø93mm
Hole Size	: Ø85mm
Height of lamp body	: H45mm



Model No: YZ5602

Lamp surface size	: L97*W97mm
Hole Size	: 77*77mm
Height of lamp body	: H40mm



Model No: YZ5603

Lamp surface size	: Ø94mm
Hole Size	: Ø77mm
Height of lamp body	: H38mm



Model No: YZ5604

Lamp surface size	: Ø93mm
Hole Size	: Ø80mm
Height of lamp body	: H38mm



Model No: YZ5605

Lamp surface size	: L80*W80mm
Hole Size	: Ø76mm
Height of lamp body	: H32mm



Model No: YZ5606

Lamp surface size	: Ø78mm
Hole Size	: Ø74mm
Height of lamp body	: H25mm



Model No: YZ5607

Lamp surface size	: L81*W81mm
Hole Size	: Ø73mm
Height of lamp body	: H32mm



Model No: YZ5608

Lamp surface size	: Ø69mm
Hole Size	: Ø71mm
Height of lamp body	: H32mm



Model No: YZ5610

Lamp surface size	: Ø79mm
Hole Size	: Ø57mm
Height of lamp body	: H23mm

MR16 Downlight Series



Model No: YZ5615

Lamp surface size : $\Phi 93\text{mm}$
Hole Size : $\Phi 85\text{mm}$
Height of lamp body : H45mm



Model No: YZ5617

Lamp surface size : L88*W88mm
Hole Size : $\Phi 82\text{mm}$
Height of lamp body : H27mm



Model No: YZ5618

Lamp surface size : $\Phi 88\text{mm}$
Hole Size : $\Phi 82\text{mm}$
Height of lamp body : H38mm



Model No: YZ5619

Lamp surface size : L88*W88mm
Hole Size : $\Phi 82\text{mm}$
Height of lamp body : H27mm



Model No: YZ5620

Lamp surface size : $\Phi 88\text{mm}$
Hole Size : $\Phi 82\text{mm}$
Height of lamp body : 38mm



Model No: YZ5621

Lamp surface size : L88*W88mm
Hole Size : $\Phi 82\text{mm}$
Height of lamp body : H27mm



Model No: YZ5622

Lamp surface size : $\Phi 88\text{mm}$
Hole Size : $\Phi 82\text{mm}$
Height of lamp body : H38mm



Model No: YZ5623

Lamp surface size : L88*W88mm
Hole Size : $\Phi 82\text{mm}$
Height of lamp body : H27mm



Model No: YZ5624

Lamp surface size : $\Phi 88\text{mm}$
Hole Size : $\Phi 82\text{mm}$
Height of lamp body : H38mm

MR16 Downlight Series



Model No: YZ5625

Lamp surface size : $\Phi 93\text{mm}$
Hole Size : $\Phi 85\text{mm}$
Height of lamp body : H45mm



Model No: YZ5626

Lamp surface size : $\Phi 85\text{mm}$
Hole Size : $\Phi 77\text{mm}$
Height of lamp body : H50mm



Model No: YZ5627

Lamp surface size : $\Phi 80\text{mm}$
Hole Size : $\Phi 70\text{mm}$
Height of lamp body : H30mm



Model No: YZ5628

Lamp surface size : L82*W82mm
Hole Size : $\Phi 74\text{mm}$
Height of lamp body : H25mm



Model No: YZ5629

Lamp surface size : L85*W85mm
Hole Size : $80^{\circ}80\text{mm}$
Height of lamp body : H42mm



Model No: YZ5630

Lamp surface size : $\Phi 82\text{mm}$
Hole Size : $\Phi 78\text{mm}$
Height of lamp body : H55mm



Model No: YZ5631

Lamp surface size : $\Phi 94\text{mm}$
Hole Size : $\Phi 78\text{mm}$
Height of lamp body : H25mm



Model No: YZ5632

Lamp surface size : $\Phi 82\text{mm}$
Hole Size : $\Phi 78\text{mm}$
Height of lamp body : H55mm



Model No: YZ5634

Lamp surface size : $\Phi 102\text{mm}$
Hole Size : $\Phi 84\text{mm}$
Height of lamp body : H35mm

MR16 Downlight Series



Model No: YZ5611-T

Lamp surface size : Ø78mm
Hole Size : Ø65mm
Height of lamp body : H25mm



Model No: YZ5613

Lamp surface size : Ø126mm
Hole Size : Ø112mm
Height of lamp body : H178mm



Model No: YZ5614

Lamp surface size : Ø82mm
Hole Size : Ø76mm
Height of lamp body : H59mm



Model No: YZ5641

Lamp surface size : Ø98mm
Hole Size : Ø69mm
Height of lamp body : H28mm



Model No: YZ5642

Lamp surface size : L98*W98mm
Hole Size : 69*69mm
Height of lamp body : H27mm



Model No: YZ5635

Lamp surface size : Ø94mm
Hole Size : Ø76mm
Height of lamp body : H28mm



Model No: YZ5636

Lamp surface size : Ø81mm
Hole Size : Ø77mm
Height of lamp body : H22mm



Model No: YZ5637

Lamp surface size : Ø88mm
Hole Size : Ø77mm
Height of lamp body : H25mm



Model No: YZ5643

Lamp surface size : L101*W101mm
Hole Size : 75*77mm
Height of lamp body : H84mm



Model No: YZ5644

Lamp surface size : L173*W101mm
Hole Size : 147*77mm
Height of lamp body : H84mm



Model No: YZ5638

Lamp surface size : Ø78mm
Hole Size : Ø69mm
Height of lamp body : H45mm



Model No: YZ5639

Lamp surface size : Ø90mm
Hole Size : Ø69mm
Height of lamp body : H40mm



Model No: YZ5640

Lamp surface size : L90*W90mm
Hole Size : 69*69mm
Height of lamp body : H40mm



Model No: YZ5645

Lamp surface size : L119*W119mm
Hole Size : 96*96mm
Height of lamp body : H38mm



Model No: YZ5646

Lamp surface size : L220*W119mm
Hole Size : 196*96mm
Height of lamp body : H38mm



Model No: YZ5647

Lamp surface size : L321*W119mm
Hole Size : 297*96mm
Height of lamp body : H38mm



Surface Mounted Downlight Series



Model No: YZ5648

Lamp surface size : $\Phi 79\text{mm}$
Height of lamp body : $\text{H}89\text{mm}$



Model No: YZ5649

Lamp surface size : $\text{L}80*\text{W}80\text{mm}$
Height of lamp body : $\text{H}83\text{mm}$



Model No: YZ5650

Lamp surface size : $\text{L}160*\text{W}80\text{mm}$
Height of lamp body : $\text{H}85\text{mm}$

Surface Mounted Downlight Series



Model No: YZ1025

Lamp surface size : $\Phi 88\text{mm}$
Height of lamp body : $\text{H}120\text{mm}$



Model No: YZ1030

Lamp surface size : $\Phi 99\text{mm}$
Height of lamp body : $\text{H}123\text{mm}$



Model No: YZ1035

Lamp surface size : $\Phi 108\text{mm}$
Height of lamp body : $\text{H}130\text{mm}$



Model No: YZ1040

Lamp surface size : $\Phi 133\text{mm}$
Height of lamp body : $\text{H}150\text{mm}$

Model No: YZ1050


Lamp surface size : $\Phi 165\text{mm}$
Height of lamp body : $\text{H}180\text{mm}$

Model No: YZ1060

Lamp surface size : $\Phi 190\text{mm}$
Height of lamp body : $\text{H}190\text{mm}$

Model No: YZ1080

Lamp surface size : $\Phi 227\text{mm}$
Height of lamp body : $\text{H}220\text{mm}$



Model No: YZ5651

Lamp surface size : $\text{L}161*\text{W}81\text{mm}$
Height of lamp body : $\text{H}85\text{mm}$



Model No: YZ1135

Lamp surface size : $\text{L}116*\text{W}116\text{mm}$
Height of lamp body : $\text{H}162\text{mm}$




Model No: YZ1140

Lamp surface size : $\text{L}135*\text{W}135\text{mm}$
Height of lamp body : $\text{H}192\text{mm}$



Model No: YZ1150

Lamp surface size : $\text{L}168*\text{W}168\text{mm}$
Height of lamp body : $\text{H}221\text{mm}$



Model No: YZ1160

Lamp surface size : $\text{L}184*\text{W}184\text{mm}$
Height of lamp body : $\text{H}236\text{mm}$



